

Model Name: GA-H81M-S2PH

Revision 1.01

SHEET

TITLE

01	COVER SHEET
02	BOM & PCB MODIFY HISTORY
03	BLOCK DIAGRAM
04	CPU_LGA1150-A
05	CPU_LGA1150-B
06	CPU_LGA1150-C
07	DDR III CHANNEL A
08	DDR III CHANNEL B
09	PCH_FDI,DMI,USB,PCIE,NVRAM
10	PCH_DP,CLK BUFFER
11	PCH_HOST,SATA,PCI
12	PCH_GPIO,CTRL,AUDIO
13	PCH_PWR,GND
14	PCI EXPRESS*16 SLOT
15	ITE 8620 LPC IO
16	COM,KB_MS,USB PWR
17	IT8892E
18	PCI SLOT 1,2
19	PCI EXPRESS*1 SLOT.LPT
20	HWM,FAN CTRL,OV,-PROCHOT
21	DUAL BIOS
22	FP,F_USB,SPK,SATALED
23	Realtek ALC887-VD2
24	REAR AUDIO JACK
25	REALTEK RTL8111F
26	DISCRETE POWER
27	ATX,DUMMY LOAD

SHEET

TITLE

28	RT8120_DDR POWER
29	VCORE ISL95812_1
30	VCORE ISL95812_2
31	HDMI

www.aitech1.ru

Gigabyte Technology

Title			Cover Sheet
Size	Document Number	GA-H81M-S2PH	
Custom		Rev	1.01
Date:	Monday, July 15, 2013	Sheet	1 of 31

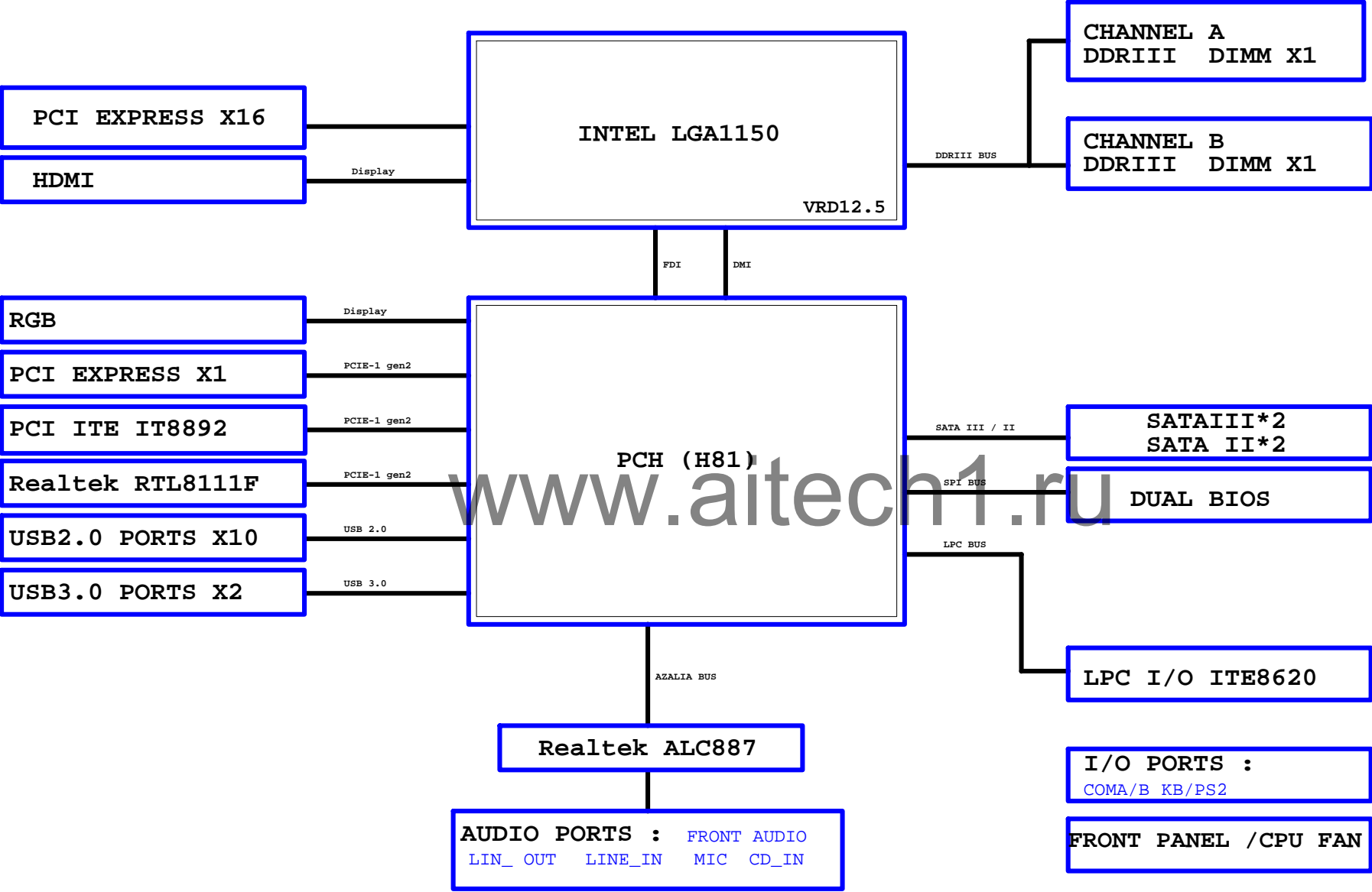
Revision 1.01

2013/07/15

www.aitech1.ru

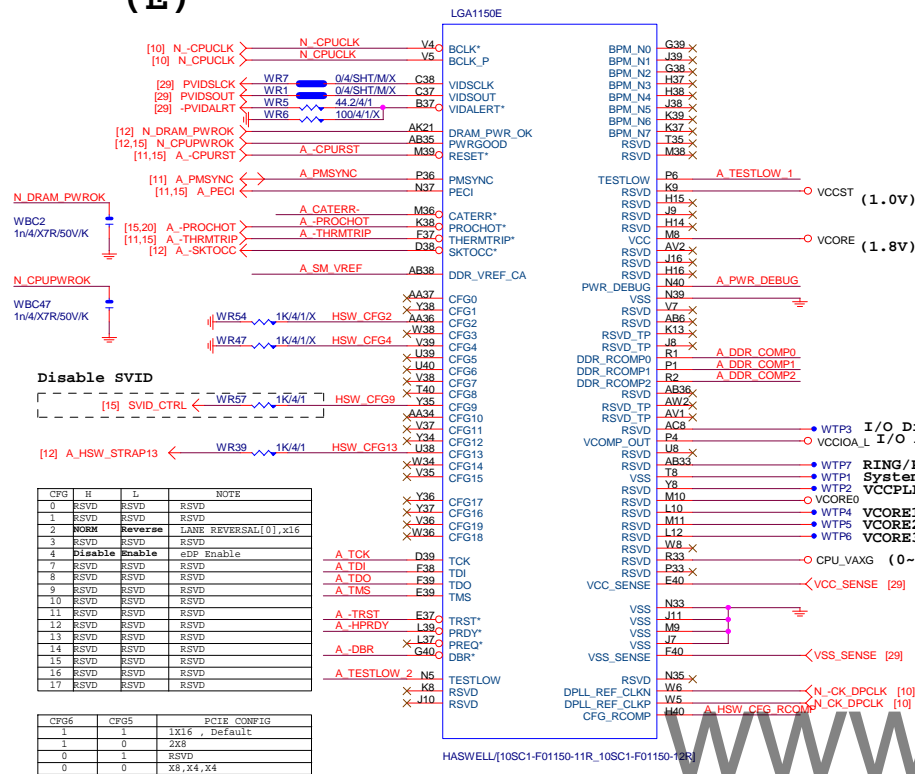
[illegible]

BLOCK DIAGRAM



LGA1150

(E)



LGA1150

(D)



LGA1155

(C)

PCIEX16:16/5/5/5/16(breakout min 10/4/4/4/10)
Impedance=80 +- 17.5%

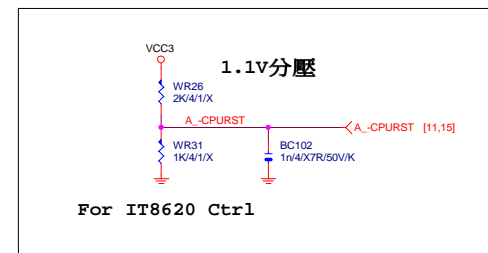


DMI:12/4/4/12(breakout min 8/4/4/4/8)
Impedance=85 +- 17.5%



-CPURST

For IT8620 Ctrl1



For IT8620 Ctrl1

CPU SVID




CPU PU/PD



SM REF



THRMTRIP DISABLE



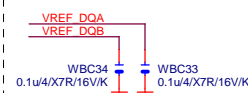
Gigabyte Technology

Title			
CPU LGA1150-A			
Size	Document Number	Rev	
Custom	GA-H81M-S2PH	1.0	
Date:	Monday, July 15, 2013	Sheet	4 of 31

LGA1150A			
MAAA0	AU13	DDR0_M0	DDR0_D00
MAAA1	AV16	DDR0_M1	DDR0_D01
MAAA2	AU16	DDR0_M2	DDR0_D02
MAAA3	AW17	DDR0_M3	DDR0_D03
MAAA4	AU17	DDR0_M4	DDR0_D04
MAAA5	AU18	DDR0_M5	DDR0_D05
MAAA6	AV17	DDR0_M6	DDR0_D06
MAAA7	AT18	DDR0_M7	DDR0_D07
MAAA8	AU18	DDR0_M8	DDR0_D08
MAAA9	AT19	DDR0_M9	DDR0_D09
MAAA10	AW11	DDR0_M10	DDR0_D10
MAAA11	AV19	DDR0_M11	DDR0_D11
MAAA12	AU19	DDR0_M12	DDR0_D12
MAAA13	AY10	DDR0_M13	DDR0_D13
MAAA14	AT20	DDR0_M14	DDR0_D14
MAAA15	AU21	DDR0_M15	DDR0_D15
MODT_A0	AW10	DDR0_ODT0	DDR0_ODT0
MODT_A1	AY8	DDR0_ODT1	DDR0_ODT1
AW9	AW9	DDR0_ODT2	DDR0_ODT2
AW8	AW8	DDR0_ODT3	DDR0_ODT3
AW33	AW33	DDR0_ECC0	DDR0_ECC0
AW33	AW33	DDR0_ECC1	DDR0_ECC1
AW33	AW33	DDR0_ECC2	DDR0_ECC2
AW33	AW33	DDR0_ECC3	DDR0_ECC3
AW33	AW33	DDR0_ECC4	DDR0_ECC4
AW33	AW33	DDR0_ECC5	DDR0_ECC5
AW33	AW33	DDR0_ECC6	DDR0_ECC6
AW33	AW33	DDR0_ECC7	DDR0_ECC7
SBAA0	SBAA0	DDR0_BA0	DDR0_BA0
SBAA1	SBAA1	DDR0_BA1	DDR0_BA1
SBAA2	SBAA2	DDR0_BA2	DDR0_BA2
CKEA0	CKEA0	DDR0_CKE0	DDR0_CKE0
CKEA1	CKEA1	DDR0_CKE1	DDR0_CKE1
CSA0	CSA0	DDR0_CS_N0	DDR0_CS_N0
CSA1	CSA1	DDR0_CS_N1	DDR0_CS_N1
DCLKA0	DCLKA0	DDR0_CLK_P0	DDR0_CLK_P0
DCLKA1	DCLKA1	DDR0_CLK_P1	DDR0_CLK_P1
DCLKA2	DCLKA2	DDR0_CLK_P2	DDR0_CLK_P2
DCLKA3	DCLKA3	DDR0_CLK_P3	DDR0_CLK_P3
DCLKA4	DCLKA4	DDR0_CLK_P4	DDR0_CLK_P4
DCLKA5	DCLKA5	DDR0_CLK_P5	DDR0_CLK_P5
DCLKA6	DCLKA6	DDR0_CLK_P6	DDR0_CLK_P6
DCLKA7	DCLKA7	DDR0_CLK_P7	DDR0_CLK_P7
DCLKA8	DCLKA8	DDR0_CLK_P8	DDR0_CLK_P8
DCLKA9	DCLKA9	DDR0_CLK_P9	DDR0_CLK_P9
DCLKA10	DCLKA10	DDR0_CLK_P10	DDR0_CLK_P10
DCLKA11	DCLKA11	DDR0_CLK_P11	DDR0_CLK_P11
DCLKA12	DCLKA12	DDR0_CLK_P12	DDR0_CLK_P12
DCLKA13	DCLKA13	DDR0_CLK_P13	DDR0_CLK_P13
DCLKA14	DCLKA14	DDR0_CLK_P14	DDR0_CLK_P14
DCLKA15	DCLKA15	DDR0_CLK_P15	DDR0_CLK_P15
RSVD	RSVD	DDR0_RSVD	DDR0_RSVD
SRASA	SRASA	DDR0_RAS*	DDR0_RAS*
SWEA	SWEA	DDR0_WE*	DDR0_WE*
SCASA	SCASA	DDR0_CAS*	DDR0_CAS*
DDR3_RST	DDR3_RST	DDR0_RESET*	DDR0_RESET*

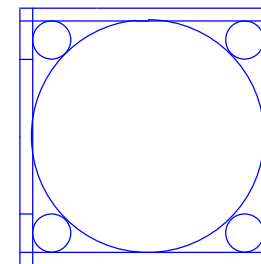
HASWELL(10SC1-F01150-11R_10SC1-F01150-12R)

Place in CPU bottom side



LGA1150B			
MAAB0	AL19	DDR1_M0	DDR1_D00
MAAB1	AK23	DDR1_M1	DDR1_D01
MAAB2	AK23	DDR1_M2	DDR1_D02
MAAB3	AK23	DDR1_M3	DDR1_D03
MAAB4	AP23	DDR1_M4	DDR1_D04
MAAB5	AL23	DDR1_M5	DDR1_D05
MAAB6	AV24	DDR1_M6	DDR1_D06
MAAB7	AV25	DDR1_M7	DDR1_D07
MAAB8	AV26	DDR1_M8	DDR1_D08
MAAB9	AW25	DDR1_M9	DDR1_D09
MAAB10	AP18	DDR1_M10	DDR1_D10
MAAB11	AV26	DDR1_M11	DDR1_D11
MAAB12	AV26	DDR1_M12	DDR1_D12
MAAB13	AV27	DDR1_M13	DDR1_D13
MAAB14	AV27	DDR1_M14	DDR1_D14
MAAB15	AV28	DDR1_M15	DDR1_D15
MODT_B0	AM17	DDR1_ODT0	DDR1_ODT0
MODT_B1	AM16	DDR1_ODT1	DDR1_ODT1
AM16	AM16	DDR1_ODT2	DDR1_ODT2
AK15	AK15	DDR1_ODT3	DDR1_ODT3
AM26	AM26	DDR1_ECC0	DDR1_ECC0
AM25	AM25	DDR1_ECC1	DDR1_ECC1
AM25	AM25	DDR1_ECC2	DDR1_ECC2
AM26	AM26	DDR1_ECC3	DDR1_ECC3
AM26	AM26	DDR1_ECC4	DDR1_ECC4
AM25	AM25	DDR1_ECC5	DDR1_ECC5
AM26	AM26	DDR1_ECC6	DDR1_ECC6
AM25	AM25	DDR1_ECC7	DDR1_ECC7
SBAB0	SBAB0	DDR1_BA0	DDR1_BA0
SBAB1	SBAB1	DDR1_BA1	DDR1_BA1
SBAB2	SBAB2	DDR1_BA2	DDR1_BA2
CKEB0	CKEB0	DDR1_CKE0	DDR1_CKE0
CKEB1	CKEB1	DDR1_CKE1	DDR1_CKE1
CSB0	CSB0	DDR1_CS_N0	DDR1_CS_N0
CSB1	CSB1	DDR1_CS_N1	DDR1_CS_N1
DCLKB0	DCLKB0	DDR1_CLK_P0	DDR1_CLK_P0
DCLKB1	DCLKB1	DDR1_CLK_P1	DDR1_CLK_P1
DCLKB2	DCLKB2	DDR1_CLK_P2	DDR1_CLK_P2
DCLKB3	DCLKB3	DDR1_CLK_P3	DDR1_CLK_P3
DCLKB4	DCLKB4	DDR1_CLK_P4	DDR1_CLK_P4
DCLKB5	DCLKB5	DDR1_CLK_P5	DDR1_CLK_P5
DCLKB6	DCLKB6	DDR1_CLK_P6	DDR1_CLK_P6
DCLKB7	DCLKB7	DDR1_CLK_P7	DDR1_CLK_P7
DCLKB8	DCLKB8	DDR1_CLK_P8	DDR1_CLK_P8
DCLKB9	DCLKB9	DDR1_CLK_P9	DDR1_CLK_P9
DCLKB10	DCLKB10	DDR1_CLK_P10	DDR1_CLK_P10
DCLKB11	DCLKB11	DDR1_CLK_P11	DDR1_CLK_P11
DCLKB12	DCLKB12	DDR1_CLK_P12	DDR1_CLK_P12
DCLKB13	DCLKB13	DDR1_CLK_P13	DDR1_CLK_P13
DCLKB14	DCLKB14	DDR1_CLK_P14	DDR1_CLK_P14
DCLKB15	DCLKB15	DDR1_CLK_P15	DDR1_CLK_P15
RSVD	RSVD	DDR1_RSVD	DDR1_RSVD
SCASB	SCASB	DDR1_RAS*	DDR1_RAS*
SRASB	SRASB	DDR1_WE*	DDR1_WE*
SWEB	SWEB	DDR1_VREF_DQA	DDR1_VREF_DQA
VREF_DQA	VREF_DQA	DDR1_VREF_DQB	DDR1_VREF_DQB
VREF_DQB	VREF_DQB	DDR1_DQS_P0	DDR1_DQS_P0
DQS_P0	DQS_P0	DDR1_DQS_P1	DDR1_DQS_P1
DQS_P1	DQS_P1	DDR1_DQS_P2	DDR1_DQS_P2
DQS_P2	DQS_P2	DDR1_DQS_P3	DDR1_DQS_P3
DQS_P3	DQS_P3	DDR1_DQS_P4	DDR1_DQS_P4
DQS_P4	DQS_P4	DDR1_DQS_P5	DDR1_DQS_P5
DQS_P5	DQS_P5	DDR1_DQS_P6	DDR1_DQS_P6
DQS_P6	DQS_P6	DDR1_DQS_P7	DDR1_DQS_P7
DQS_P7	DQS_P7	DDR1_DQS_P8	DDR1_DQS_P8
DQS_P8	DQS_P8	DDR1_DQS_P9	DDR1_DQS_P9
DQS_P9	DQS_P9	DDR1_DQS_P10	DDR1_DQS_P10
DQS_P10	DQS_P10	DDR1_DQS_P11	DDR1_DQS_P11
DQS_P11	DQS_P11	DDR1_DQS_P12	DDR1_DQS_P12
DQS_P12	DQS_P12	DDR1_DQS_P13	DDR1_DQS_P13
DQS_P13	DQS_P13	DDR1_DQS_P14	DDR1_DQS_P14
DQS_P14	DQS_P14	DDR1_DQS_P15	DDR1_DQS_P15
DQS_P15	DQS_P15	DDR1_DQS_P16	DDR1_DQS_P16
DQS_P16	DQS_P16	DDR1_DQS_P17	DDR1_DQS_P17
DQS_P17	DQS_P17	DDR1_DQS_P18	DDR1_DQS_P18
DQS_P18	DQS_P18	DDR1_DQS_P19	DDR1_DQS_P19
DQS_P19	DQS_P19	DDR1_DQS_P20	DDR1_DQS_P20
DQS_P20	DQS_P20	DDR1_DQS_P21	DDR1_DQS_P21
DQS_P21	DQS_P21	DDR1_DQS_P22	DDR1_DQS_P22
DQS_P22	DQS_P22	DDR1_DQS_P23	DDR1_DQS_P23
DQS_P23	DQS_P23	DDR1_DQS_P24	DDR1_DQS_P24
DQS_P24	DQS_P24	DDR1_DQS_P25	DDR1_DQS_P25
DQS_P25	DQS_P25	DDR1_DQS_P26	DDR1_DQS_P26
DQS_P26	DQS_P26	DDR1_DQS_P27	DDR1_DQS_P27
DQS_P27	DQS_P27	DDR1_DQS_P28	DDR1_DQS_P28
DQS_P28	DQS_P28	DDR1_DQS_P29	DDR1_DQS_P29
DQS_P29	DQS_P29	DDR1_DQS_P30	DDR1_DQS_P30
DQS_P30	DQS_P30	DDR1_DQS_P31	DDR1_DQS_P31
DQS_P31	DQS_P31	DDR1_DQS_P32	DDR1_DQS_P32
DQS_P32	DQS_P32	DDR1_DQS_P33	DDR1_DQS_P33
DQS_P33	DQS_P33	DDR1_DQS_P34	DDR1_DQS_P34
DQS_P34	DQS_P34	DDR1_DQS_P35	DDR1_DQS_P35
DQS_P35	DQS_P35	DDR1_DQS_P36	DDR1_DQS_P36
DQS_P36	DQS_P36	DDR1_DQS_P37	DDR1_DQS_P37
DQS_P37	DQS_P37	DDR1_DQS_P38	DDR1_DQS_P38
DQS_P38	DQS_P38	DDR1_DQS_P39	DDR1_DQS_P39
DQS_P39	DQS_P39	DDR1_DQS_P40	DDR1_DQS_P40
DQS_P40	DQS_P40	DDR1_DQS_P41	DDR1_DQS_P41
DQS_P41	DQS_P41	DDR1_DQS_P42	DDR1_DQS_P42
DQS_P42	DQS_P42	DDR1_DQS_P43	DDR1_DQS_P43
DQS_P43	DQS_P43	DDR1_DQS_P44	DDR1_DQS_P44
DQS_P44	DQS_P44	DDR1_DQS_P45	DDR1_DQS_P45
DQS_P45	DQS_P45	DDR1_DQS_P46	DDR1_DQS_P46
DQS_P46	DQS_P46	DDR1_DQS_P47	DDR1_DQS_P47
DQS_P47	DQS_P47	DDR1_DQS_P48	DDR1_DQS_P48
DQS_P48	DQS_P48	DDR1_DQS_P49	DDR1_DQS_P49
DQS_P49	DQS_P49	DDR1_DQS_P50	DDR1_DQS_P50
DQS_P50	DQS_P50	DDR1_DQS_P51	DDR1_DQS_P51
DQS_P51	DQS_P51	DDR1_DQS_P52	DDR1_DQS_P52
DQS_P52	DQS_P52	DDR1_DQS_P53	DDR1_DQS_P53
DQS_P53	DQS_P53	DDR1_DQS_P54	DDR1_DQS_P54
DQS_P54	DQS_P54	DDR1_DQS_P55	DDR1_DQS_P55
DQS_P55	DQS_P55	DDR1_DQS_P56	DDR1_DQS_P56
DQS_P56	DQS_P56	DDR1_DQS_P57	DDR1_DQS_P57
DQS_P57	DQS_P57	DDR1_DQS_P58	DDR1_DQS_P58
DQS_P58	DQS_P58	DDR1_DQS_P59	DDR1_DQS_P59
DQS_P59	DQS_P59	DDR1_DQS_P60	DDR1_DQS_P60
DQS_P60	DQS_P60	DDR1_DQS_P61	DDR1_DQS_P61
DQS_P61	DQS_P61	DDR1_DQS_P62	DDR1_DQS_P62
DQS_P62	DQS_P62	DDR1_DQS_P63	DDR1_DQS_P63
DQS_P63	DQS_P63	DDR1_DQS_P64	DDR1_DQS_P64
DQS_P64	DQS_P64	DDR1_DQS_P65	DDR1_DQS_P65
DQS_P65	DQS_P65	DDR1_DQS_P66	DDR1_DQS_P66
DQS_P66	DQS_P66	DDR1_DQS_P67	DDR1_DQS_P67
DQS_P67	DQS_P67	DDR1_DQS_P68	DDR1_DQS_P68
DQS_P68	DQS_P68	DDR1_DQS_P69	DDR1_DQS_P69
DQS_P69	DQS_P69	DDR1_DQS_P70	DDR1_DQS_P70
DQS_P70	DQS_P70	DDR1_DQS_P71	DDR1_DQS_P71
DQS_P71	DQS_P71	DDR1_DQS_P72	DDR1_DQS_P72
DQS_P72	DQS_P72	DDR1_DQS_P73	DDR1_DQS_P73
DQS_P73	DQS_P73	DDR1_DQS_P74	DDR1_DQS_P74
DQS_P74	DQS_P74	DDR1_DQS_P75	DDR1_DQS_P75
DQS_P75	DQS_P75	DDR1_DQS_P76	DDR1_DQS_P76
DQS_P76	DQS_P76	DDR1_DQS_P77	DDR1_DQS_P77
DQS_P77	DQS_P77	DDR1_DQS_P78	DDR1_DQS_P78
DQS_P78	DQS_P78	DDR1_DQS_P79	DDR1_DQS_P79
DQS_P79	DQS_P79	DDR1_DQS_P80	DDR1_DQS_P80
DQS_P80	DQS_P80	DDR1_DQS_P81	DDR1_DQS_P81
DQS_P81	DQS_P81	DDR1_DQS_P82	DDR1_DQS_P82
DQS_P82	DQS_P82	DDR1_DQS_P83	DDR1_DQS_P83
DQS_P83	DQS_P83	DDR1_DQS_P84	DDR1_DQS_P84
DQS_P84	DQS_P84	DDR1_DQS_P85	DDR1_DQS_P85
DQS_P85	DQS_P85	DDR1_DQS_P86	DDR1_DQS_P86
DQS_P86	DQS_P86	DDR1_DQS_P87	DDR1_DQS_P87
DQS_P87	DQS_P87	DDR1_DQS_P88	DDR1_DQS_P88
DQS_P88	DQS_P88	DDR1_DQS_P89	DDR1_DQS_P89
DQS_P89	DQS_P89	DDR1_DQS_P90	DDR1_DQS_P90
DQS_P90	DQS_P90	DDR1_DQS_P91	DDR1_DQS_P91
DQS_P91	DQS_P91	DDR1_DQS_P92	DDR1_DQS_P92
DQS_P92	DQS_P92	DDR1_DQS_P93	DDR1_DQS_P93
DQS_P93	DQS_P93	DDR1_DQS_P94	DDR1_DQS_P94
DQS_P94	DQS_P94	DDR1_DQS_P95	DDR1_DQS_P95
DQS_P95	DQS_P95	DDR1_DQS_P96	DDR1_DQS_P96
DQS_P96	DQS_P96	DDR1_DQS_P97	DDR1_DQS_P97
DQS_P97	DQS_P97	DDR1_DQS_P98	DDR1_DQS_P98
DQS_P98	DQS_P98	DDR1_DQS_P99	DDR1_DQS_P99
DQS_P99	DQS_P99	DDR1_DQS_P100	DDR1_DQS_P100

HASWELL(10SC1-F01150-11R_10SC1-F01150-12R)

CR
CPU RETENTION/X

LGA1150_P



ILM_BP/1156/CSP/ILM_BP/1156/CSP(12KRC-0F0001-52R_12KRC-0F0001-51R)

DDR BUS

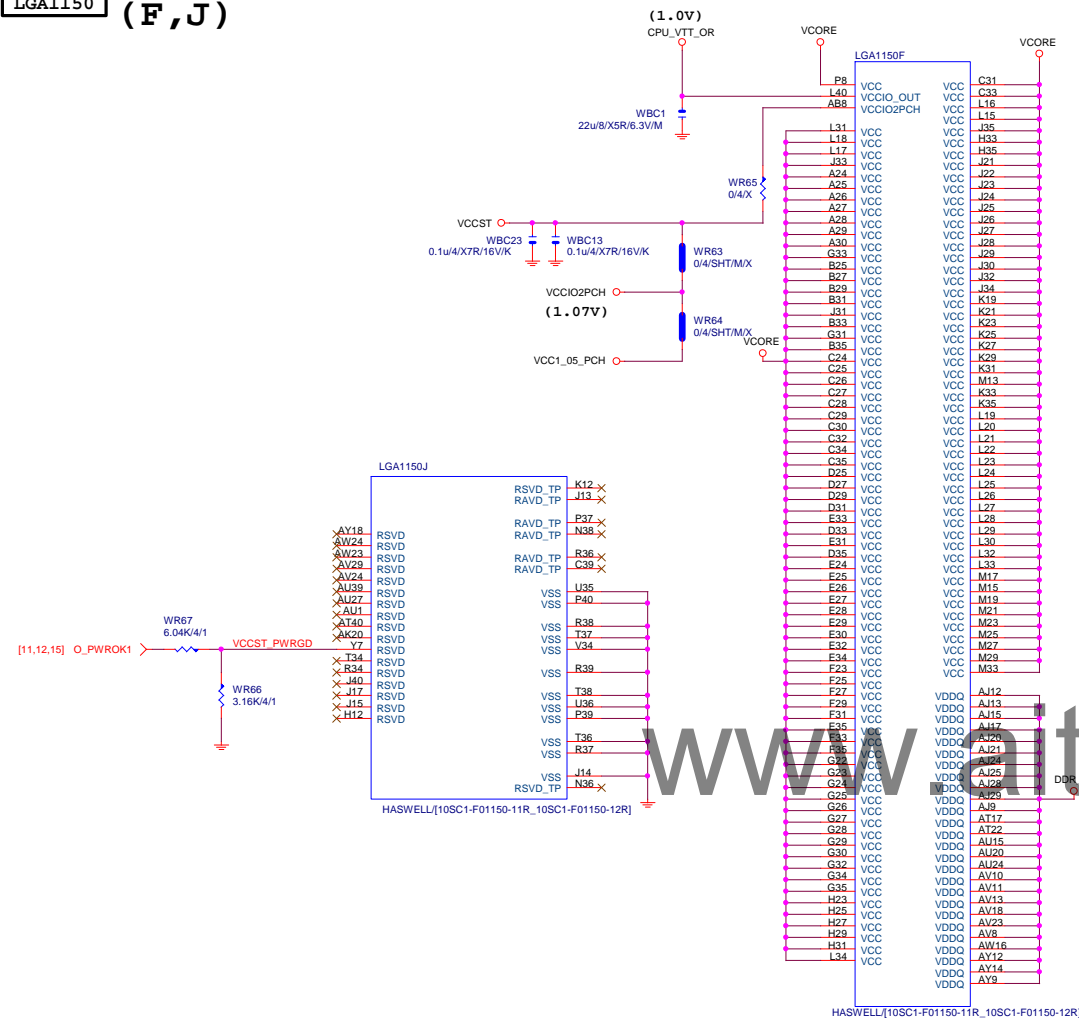
[7] MODT_A0[0..1]	MODT_A0_11
[8] MODT_B0[0..1]	MODT_B0_11
[7] MDA[0..63]	MDA[0..63]
[8] MDB[0..63]	MDB[0..63]
[7] DQSA[0..7]	DQSA[0..7]
[7] -DQSA[0..7]	-DQSA[0..7]
[7] MAAA[0..15]	MAAA[0..15]
[8] MAAB[0..15]	MAAB[0..15]
[8] DQSB[0..7]	DQSB[0..7]
[8] -DQSB[0..7]	-DQSB[0..7]

Gigabyte Technology


CPU LGA1156-B

Title		CPU LGA1156-B	
Size	Document Number	GA-H81M-S2PH	
Custom		Rev 1.01	
Date:	Monday, July 15, 2013	Sheet	5 of 31

LGA1150 (F,J)

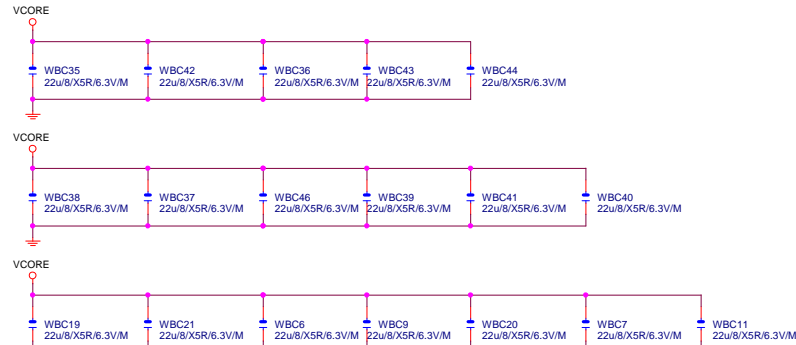


LGA1155 (G,H,I)



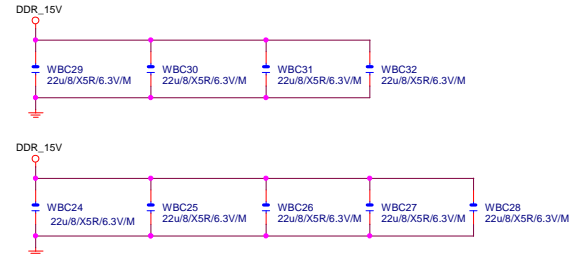
VCore CAP

(X18)



DDR CAP

(x9)

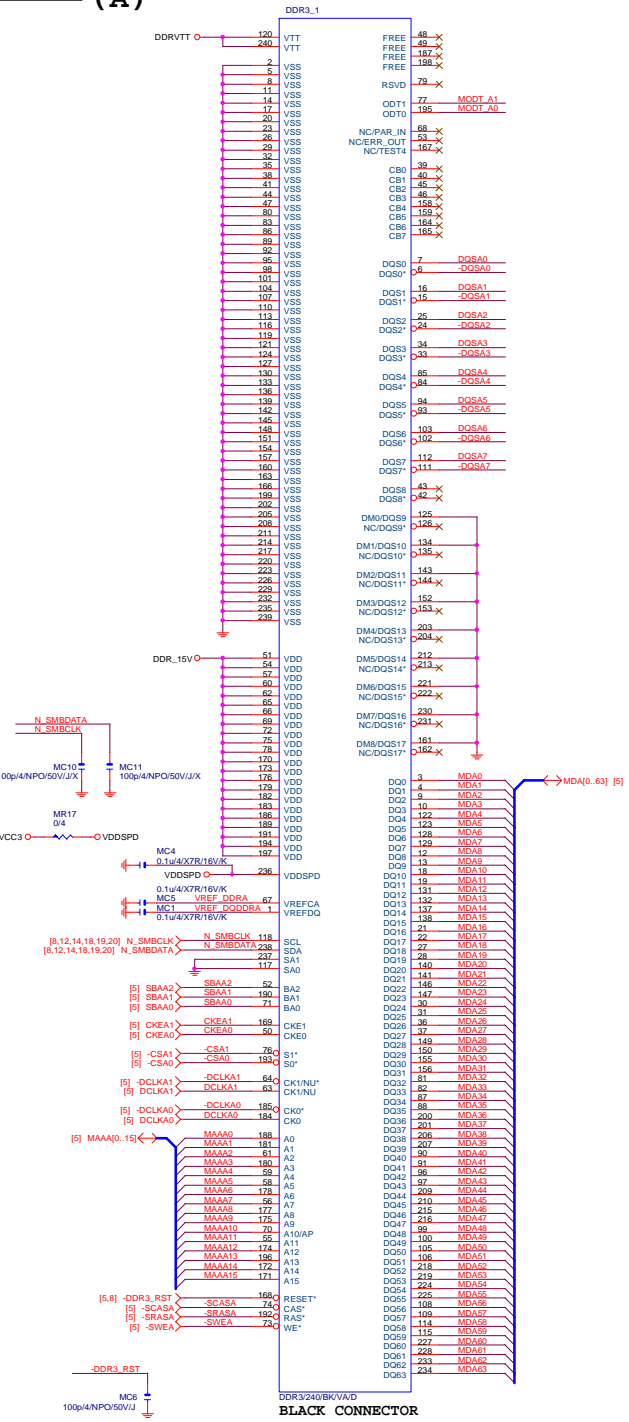


Gigabyte Technology

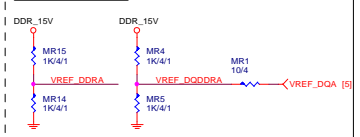
Title			
CPU LGA1150-C			
Size	Document Number	Rev	
Custom	GA-H81M-S2PH		1.01
Date:	Monday, July 15, 2013	Sheet	6 of 31

DDR3

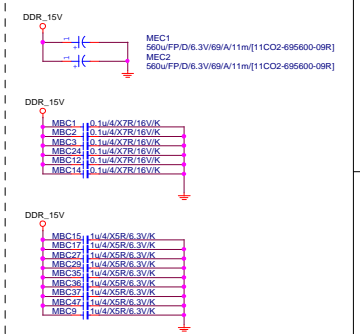
(A)



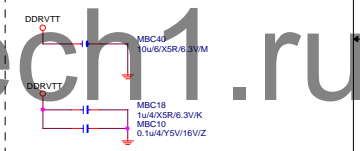
DDR3 VREF



DDR15V Decouple



DDRVTT Decouple



Gigabyte Technology

File

DDR3 CHANNEL A

GA-H81M-S2PH

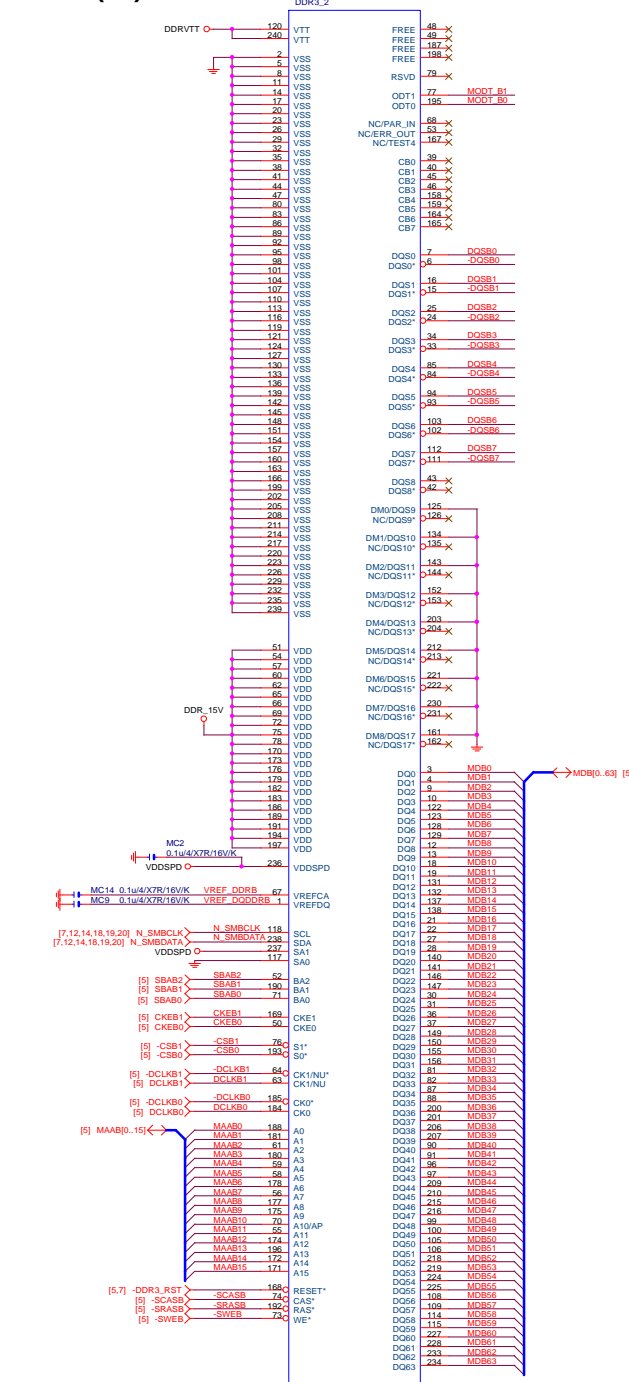
Rev 1.0

Date

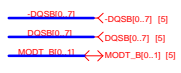
Sheet 7 of 31

DDR3

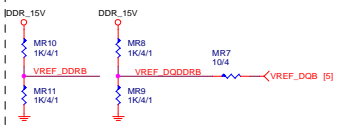
(B)



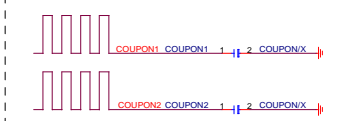
DDR3/240/BK/VA/D
BLACK CONNECTOR



DDR3 VREF



COUPON



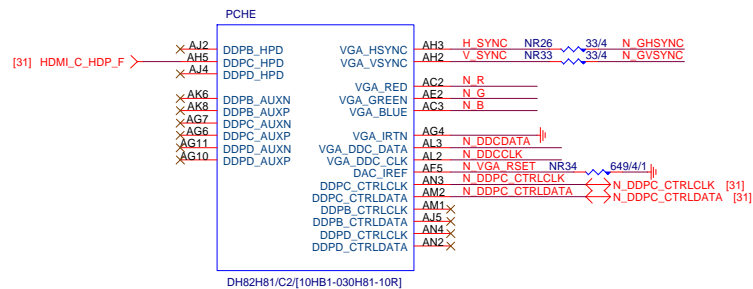
CPU

DTMM1 CHA


DTMM2 CHB

www.aitech1.ru

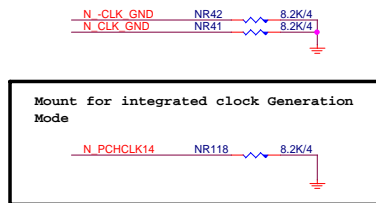
PCH (E)



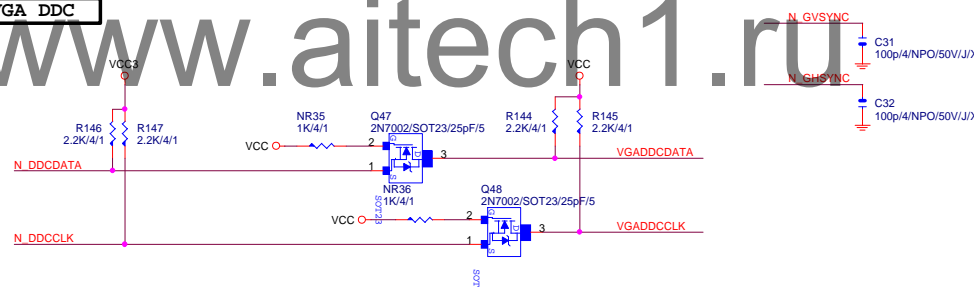
PCH (G)



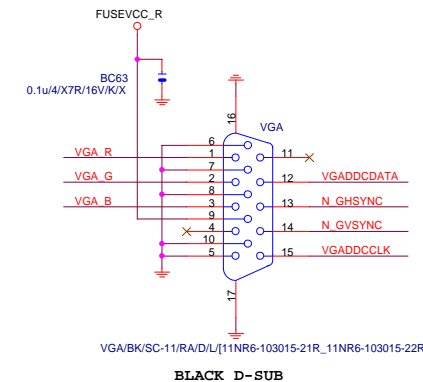
PCH CLK PD



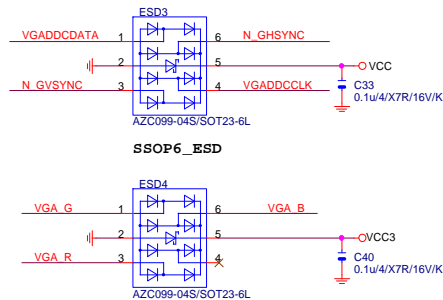
VGA DDC



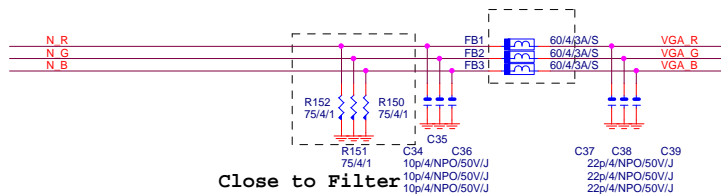
VGA CONNECTOR



VGA ESD



VGA DDC

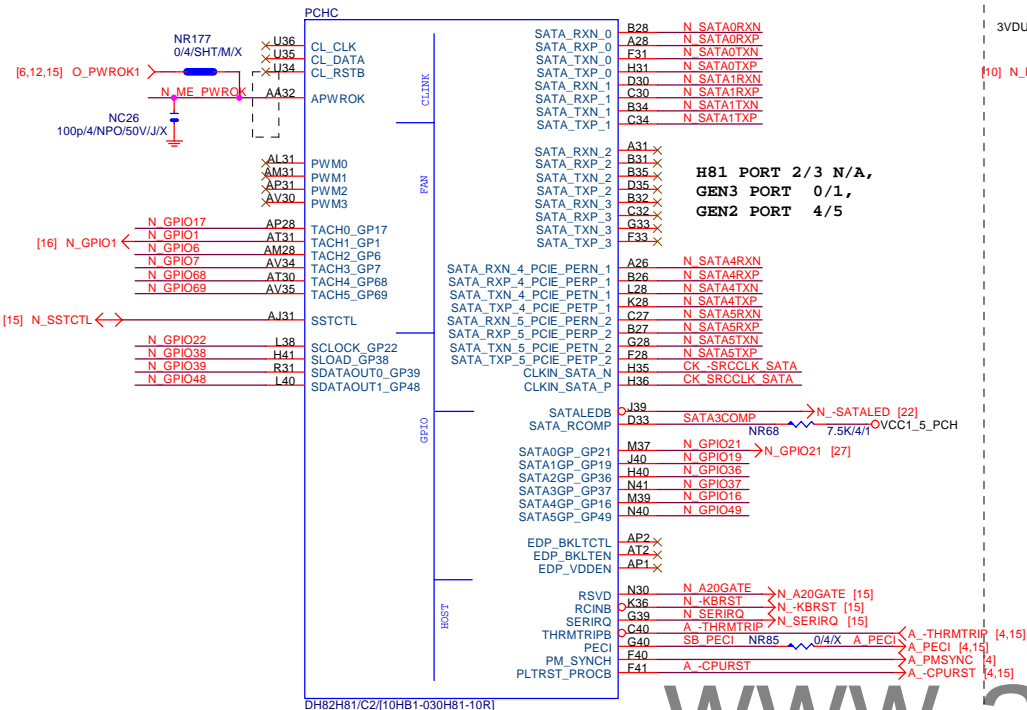


Gigabyte Technology

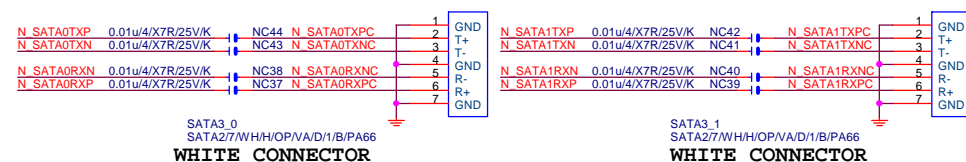
Title			
PCH DISPLAY,CLK BUFFER			
GA-H81M-S2PH			
Size	Document Number	Rev	
Custom		1.01	
Date:	Monday, July 15, 2013	Sheet	10 of 31

(C)

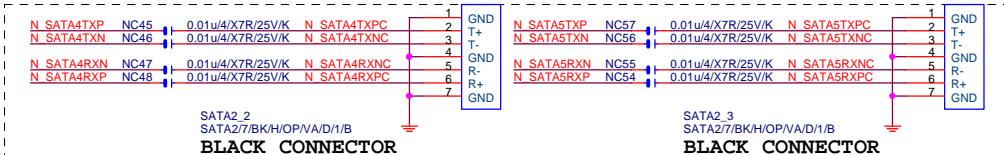
SATA3 : 20/7.5/4.5/7.5/20 (breakout min 8/4/4/4/8)
Impedance=90 +- 17.5%
SATA2 : 15/7.5/4.5/7.5/15 (breakout min 8/4/4/4/8)
Impedance=90 +- 17.5%



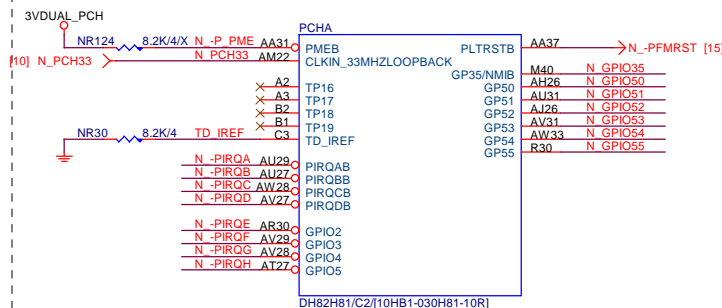
SATA CONNECTOR



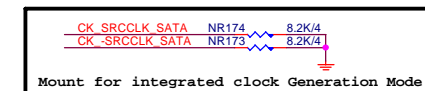
```
** Z87/H87 Port 4&5 SATA3.0
** B85 Port 4&5 SATA2.0
```



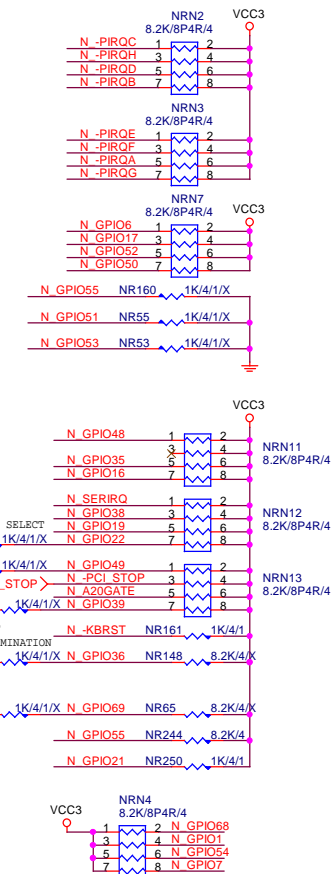
PCH (A)



PCH	CLK	PD
-----	-----	----

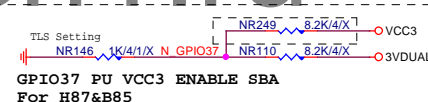


PCH	PU/PD
-----	-------

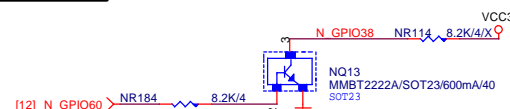


ME PWROK

H81	N/A
-----	-----



GPIO38 Ctrl



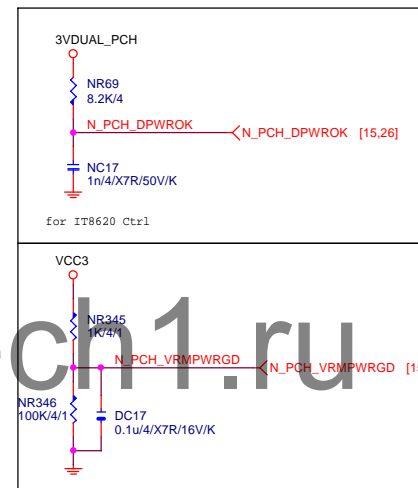
Gigabyte Technology

Title				PCH HOST , SATA, PCI				Rev	
Size		Document Number		GA-H81M-S2PH				1.0	
Custom									
Date: Monday, July 15, 2013				Sheet 11 of 31					

(D)



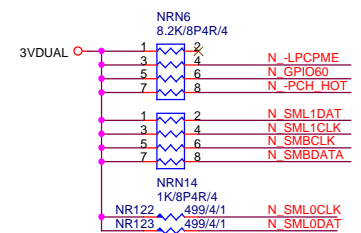
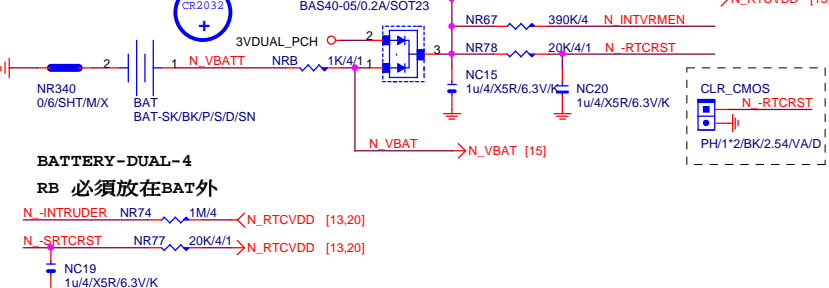
ACZ SDOUT



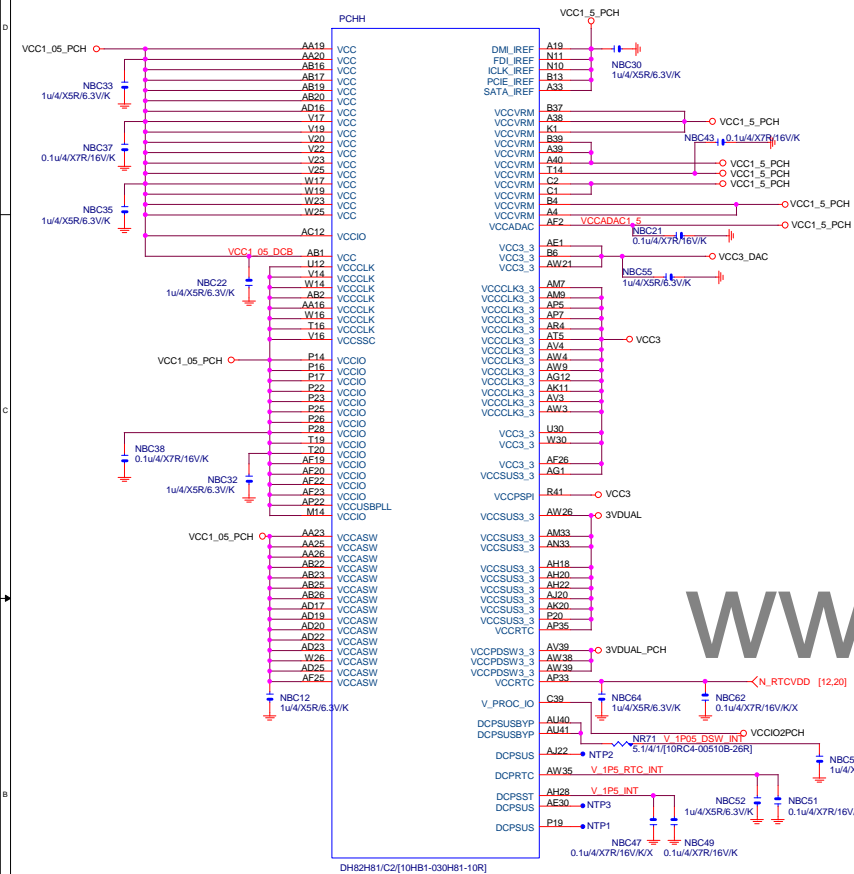
PCH	PU/PD
-----	-------



HSW_STRAP13

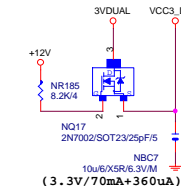


PCH (H)

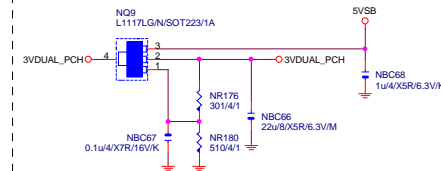


VCC3_DAC

CLOSE北橋(注意震盪水波紋)



3VDUAL_PCH



SHT_PWR

M3 POWER

CAP

(3.3V) (X6)


(1.05V) (X5)

(1.05V) (X6)

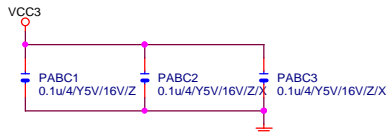
(1.05V) (X2) (3.3V) (X2)

(1.05V) (X10)

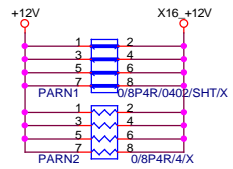
PCH (I)



PCIEX16 CAP



PCIEX16 PROTECT SHT




PCIEX16 AC CAP

PA EXP TXP0	PAC5	0.22u/4/X5R/6.3V/K	PA EXP TXP0 C
PA EXP TXN0	PAC4	0.22u/4/X5R/6.3V/K	PA EXP TXN0 C
PA EXP TXP1	PAC6	0.22u/4/X5R/6.3V/K	PA EXP TXP1 C
PA EXP TXN1	PAC7	0.22u/4/X5R/6.3V/K	PA EXP TXN1 C
PA EXP TXP2	PAC8	0.22u/4/X5R/6.3V/K	PA EXP TXP2 C
PA EXP TXN2	PAC9	0.22u/4/X5R/6.3V/K	PA EXP TXN2 C
PA EXP TXP3	PAC10	0.22u/4/X5R/6.3V/K	PA EXP TXP3 C
PA EXP TXN3	PAC11	0.22u/4/X5R/6.3V/K	PA EXP TXN3 C
PA EXP TXP4	PAC12	0.22u/4/X5R/6.3V/K	PA EXP TXP4 C
PA EXP TXN4	PAC13	0.22u/4/X5R/6.3V/K	PA EXP TXN4 C
PA EXP TXP5	PAC14	0.22u/4/X5R/6.3V/K	PA EXP TXP5 C
PA EXP TXN5	PAC15	0.22u/4/X5R/6.3V/K	PA EXP TXN5 C
PA EXP TXP6	PAC16	0.22u/4/X5R/6.3V/K	PA EXP TXP6 C
PA EXP TXN6	PAC17	0.22u/4/X5R/6.3V/K	PA EXP TXN6 C
PA EXP TXP7	PAC19	0.22u/4/X5R/6.3V/K	PA EXP TXP7 C
PA EXP TXN7	PAC18	0.22u/4/X5R/6.3V/K	PA EXP TXN7 C
PA EXP TXP8	PAC20	0.22u/4/X5R/6.3V/K	PA EXP TXP8 C
PA EXP TXN8	PAC21	0.22u/4/X5R/6.3V/K	PA EXP TXN8 C
PA EXP TXP9	PAC22	0.22u/4/X5R/6.3V/K	PA EXP TXP9 C
PA EXP TXN9	PAC23	0.22u/4/X5R/6.3V/K	PA EXP TXN9 C
PA EXP TXP10	PAC24	0.22u/4/X5R/6.3V/K	PA EXP TXP10 C
PA EXP TXN10	PAC25	0.22u/4/X5R/6.3V/K	PA EXP TXN10 C
PA EXP TXP11	PAC26	0.22u/4/X5R/6.3V/K	PA EXP TXP11 C
PA EXP TXN11	PAC27	0.22u/4/X5R/6.3V/K	PA EXP TXN11 C
PA EXP TXP12	PAC28	0.22u/4/X5R/6.3V/K	PA EXP TXP12 C
PA EXP TXN12	PAC29	0.22u/4/X5R/6.3V/K	PA EXP TXN12 C
PA EXP TXP13	PAC30	0.22u/4/X5R/6.3V/K	PA EXP TXP13 C
PA EXP TXN13	PAC31	0.22u/4/X5R/6.3V/K	PA EXP TXN13 C
PA EXP TXP14	PAC32	0.22u/4/X5R/6.3V/K	PA EXP TXP14 C
PA EXP TXN14	PAC33	0.22u/4/X5R/6.3V/K	PA EXP TXN14 C
PA EXP TXP15	PAC34	0.22u/4/X5R/6.3V/K	PA EXP TXP15 C
PA EXP TXN15	PAC35	0.22u/4/X5R/6.3V/K	PA EXP TXN15 C

PA EXP RXP0[0..15] >>> PA_EXP_RXP[0..15] [4]
PA EXP RXN0[0..15] >>> PA_EXP_RXN[0..15] [4]
PA EXP TXP0[0..15] >>> PA_EXP_TXP[0..15] [4]
PA EXP TXN0[0..15] >>> PA_EXP_TXN[0..15] [4]

PCIEX16 SLOT




BLACK CONNECTOR

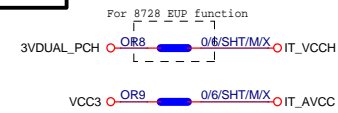
Gigabyte Technology

Title			PCI EXPRESS * 16	
Size			GA-H81M-S2PH	
Custom			Rev 1.01	
Date: Monday, July 15, 2013			Sheet 14 of 31	

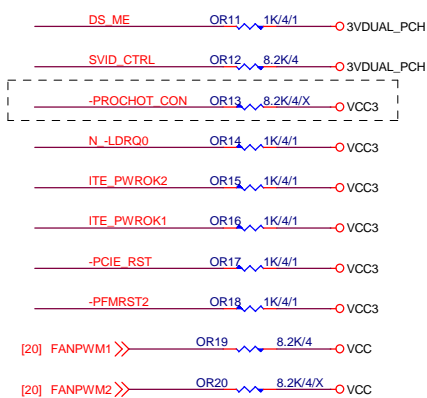
SIO IT8620E



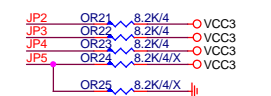
PWR SHT



SIO PU




SIO STRAP



IT8620
PULL DOWN OVP REMOVE

EUP control by PCH

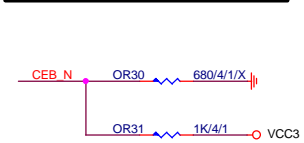
3VDUAL 

--- High SPI-Flash Disable
Low SPI-Flash Enable

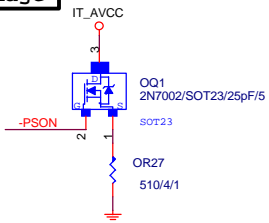
IT8620 NOTE

	IT8728
PIN121	VCORE_EN/PC_H_C0
PIN120	VLDT_EN/PC_H_D0
PIN19	ATXPG
PIN31	PCH_C1
PIN53	SST/AMDTST1_D/MTRB8/PC_H1
PIN55	PEC1/AMDTST1_C/DRV8#
PIN66	SYS_3VSB
PIN70	GP47
PIN95	VIN2(VCC5)
PIN96	VIN1(VCC12)
PIN97	VIN1/VDIMM_STR(1.5V)
PIN98	VING/VCORE(1.1V)/NC

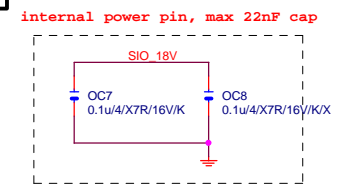
DUAL BIOS OPT STRAP



Power leakage

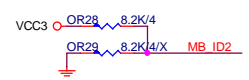


SIO_18V

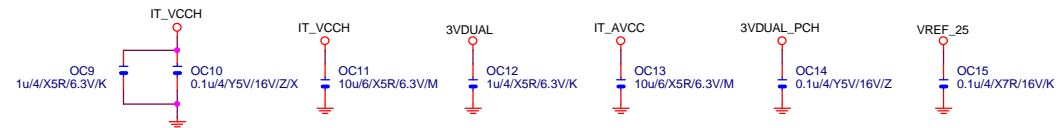


FOR LOW TEMP POWER ON INTO TEST MODE ISSUE

MB ID



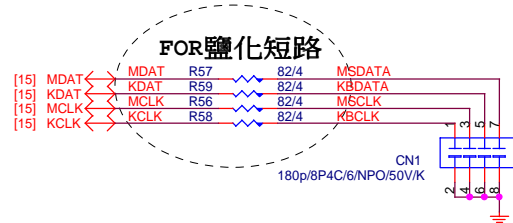
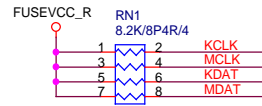
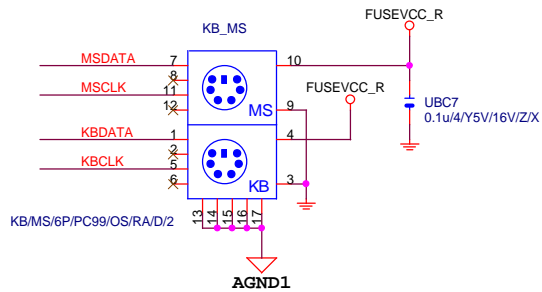
SIO CAP



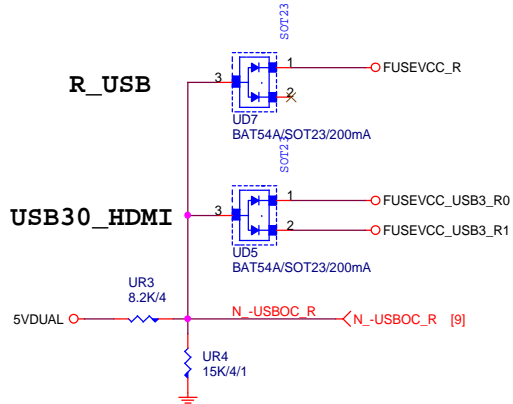
Gigabyte Technology

Title			
ITE 8620 LPC IO			
Size	Document Number		Rev
Custom	GA-H81M-S2PH		1.01
Date:	Monday, July 15, 2013	Sheet	15 of 31

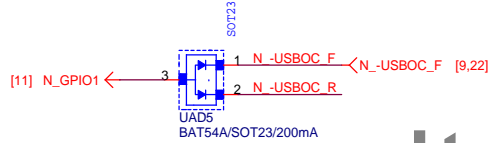
KB/MS



-USBOC_R



USB POWER PROTECT

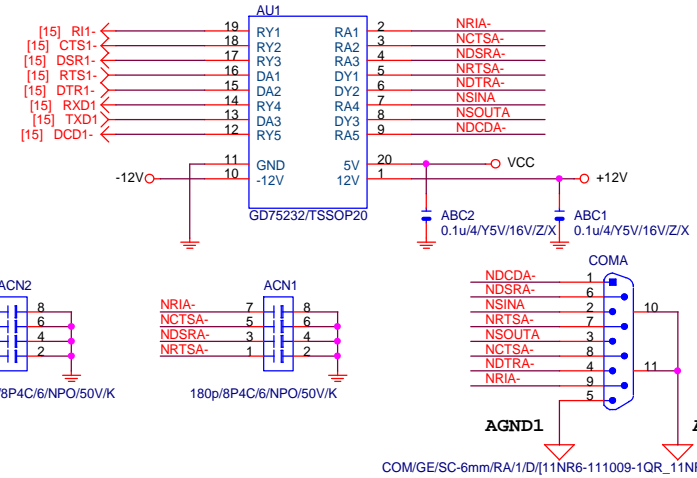


R_USB PWR

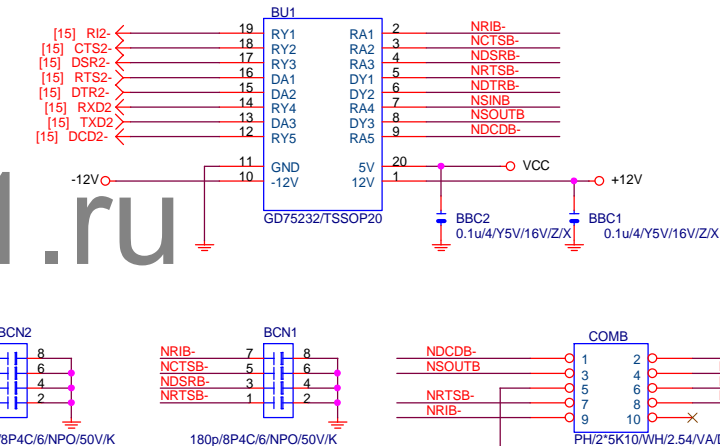


Close to connector
KB_MS_USB 2-Port 2.0A

COMA

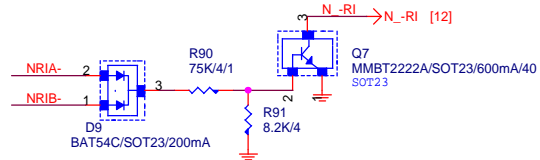


COMB



WHITE CONNECTOR PIN2X5-CUT10-COM

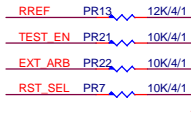
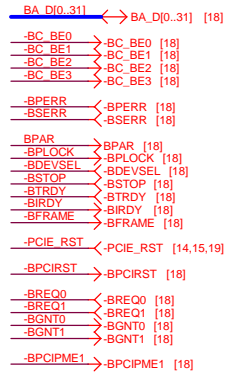
COM RI



Gigabyte Technology			
Title			
COM,-RI,KB_MS			
Size			
Document Number			
GA-H81M-S2PH			
Date:			
Monday, July 15, 2013			
Sheet			
16 of 31			
Rev			
1.01			

PCIe TO PCI

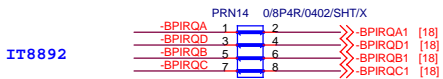
PCI:5/4/5 Impedance=50 +- 15%



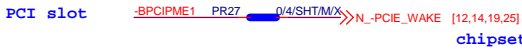
High: Enable PCI CLK 66MHz
Low: Disable PCI CLK 66MHz



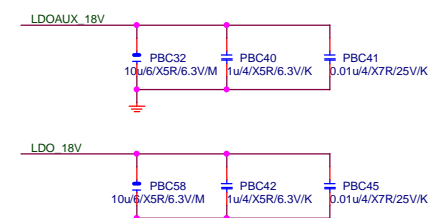
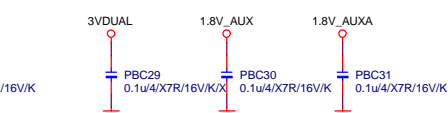
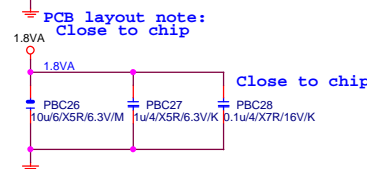
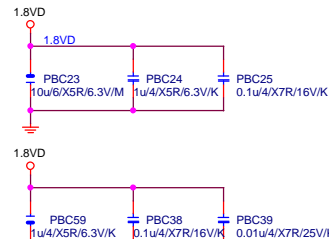
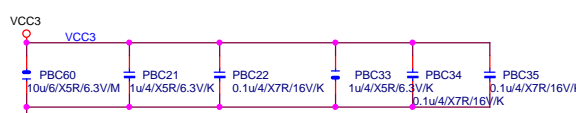

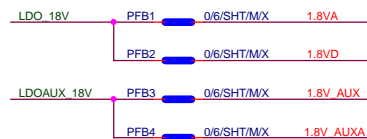
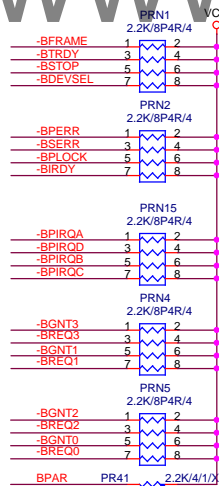
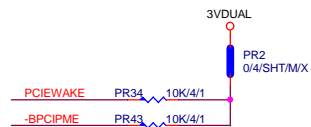
High: PCICLK INPUT form CLK Gen
Low: PCICLK OUTPUT form IT8893 chip



PCI slot



chipset side

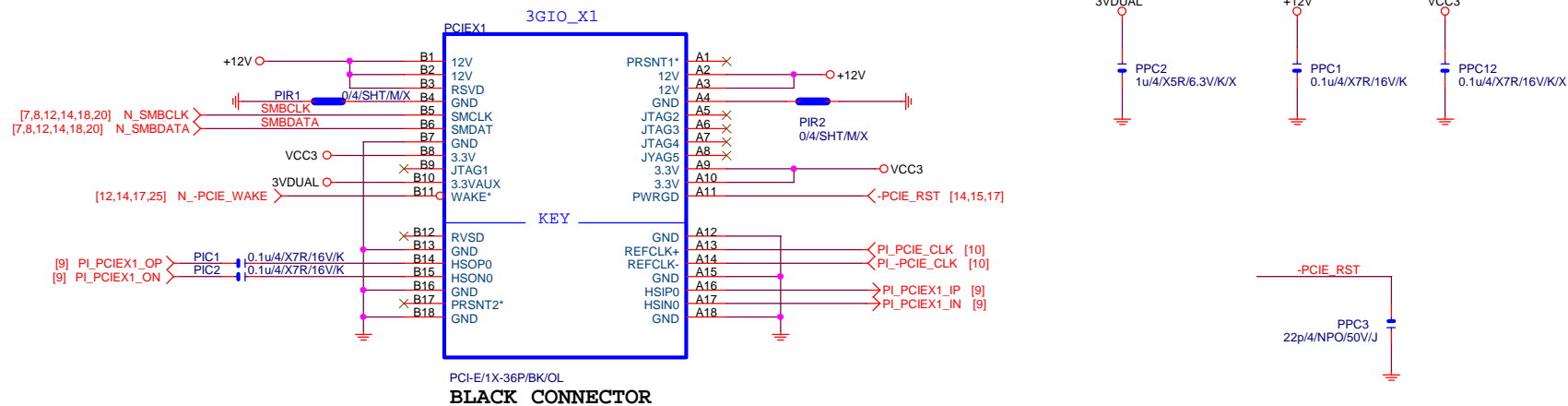


PCB layout note:
Close to chip

Gigabyte Technology

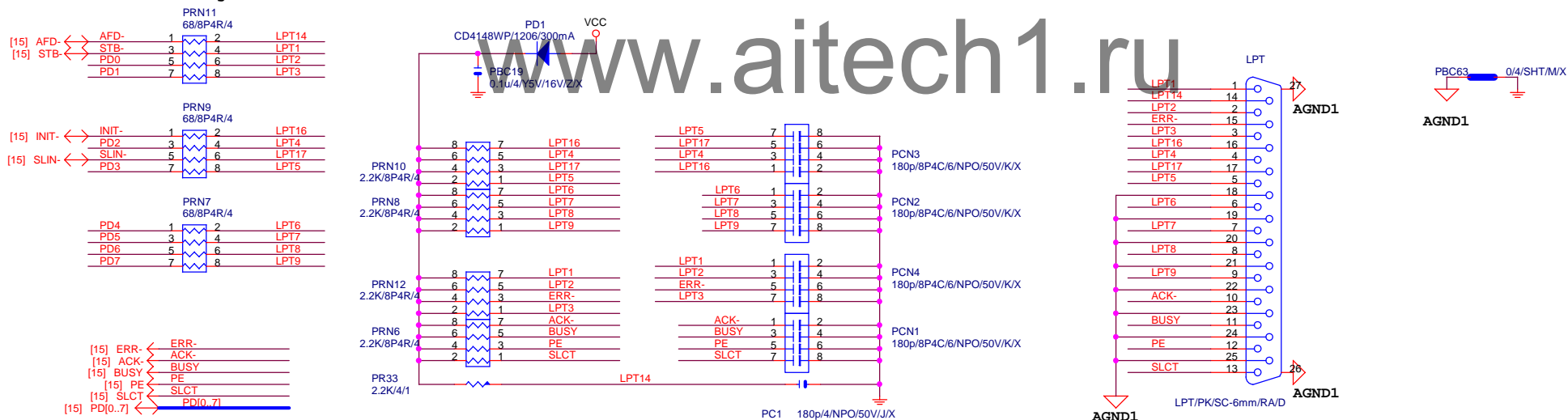
Title		
ITE IT8892E		
GA-H81M-S2PH		
Size	Document Number	Rev
Custom		1.01
Date:	Monday, July 15, 2013	Sheet 17 of 31

PCIEX1 SLOT



LPT PORT

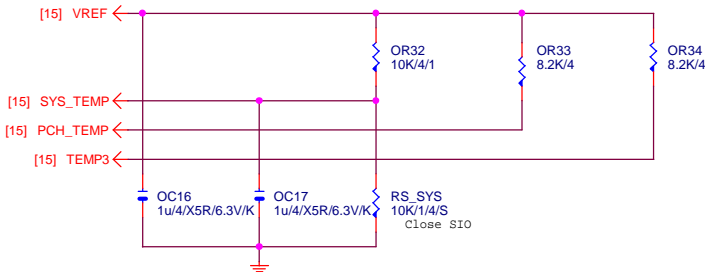
【技術通報R&D技術通報151】
33ohm Change to 68ohm



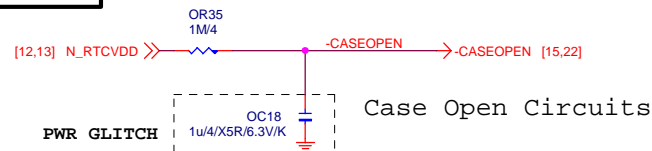
Gigabyte Technology

Title			
LPT			
Size B	Document Number	GA-H81M-S2PH	Rev 1.01
Date:	Monday, July 15, 2013	Sheet 19 of 31	

TEMP H/W MONITOR



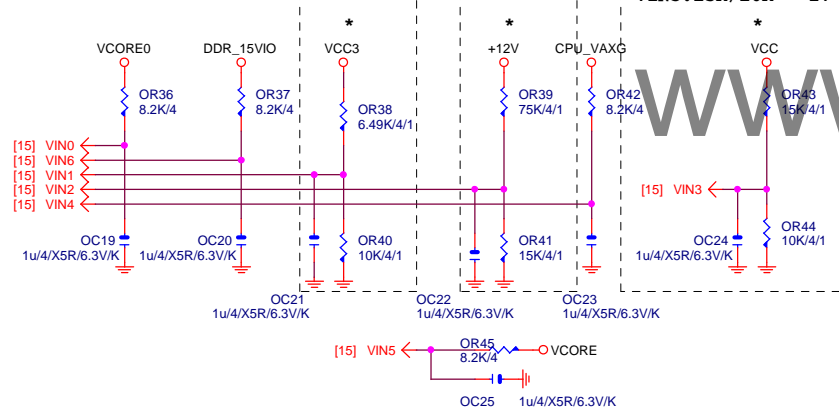
CASE OPEN



VOLTAGE-- H/W MONITOR

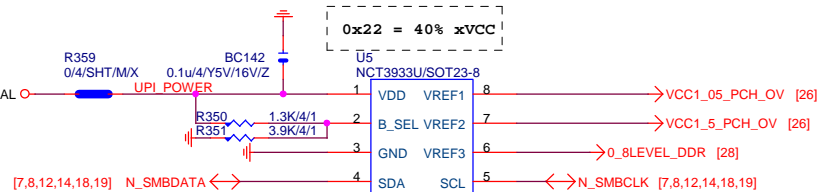
$$VIN2: 75K/15K = 2V$$

$$VIN3: 15K/10K = 2V$$



OV NCT3933

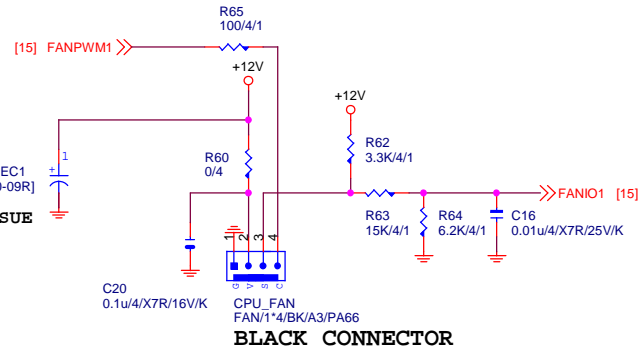
接pwm feedback pin



CPU SMART FAN

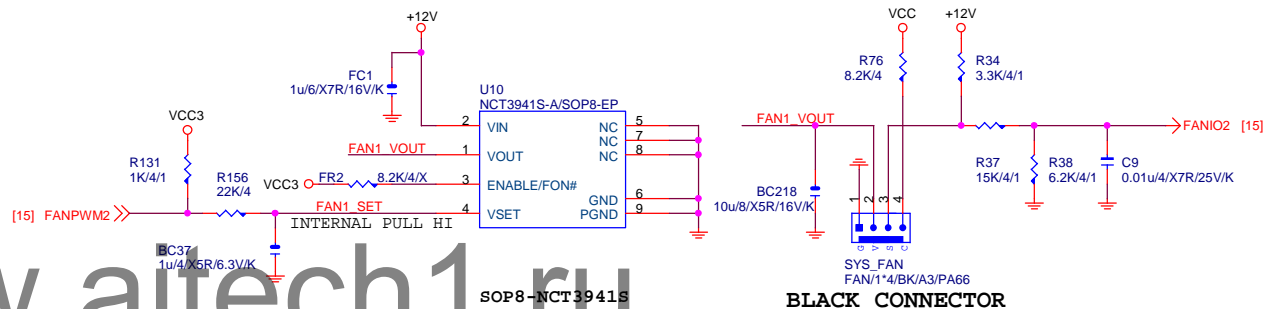
100u/OS/D/16V/69/A/35m/[11CO5-691000-09R]

FOR HOT-PLUG ISSUE

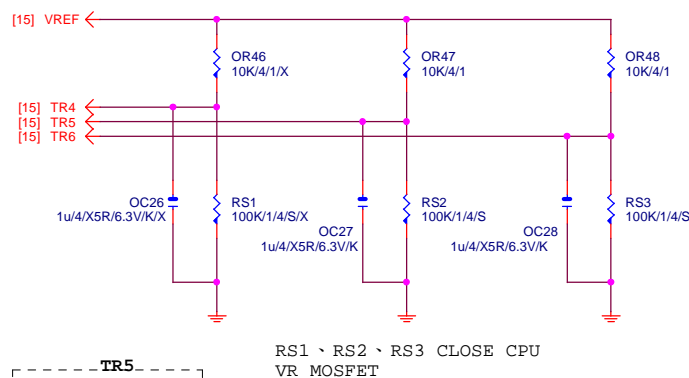


SYS SMART FAN

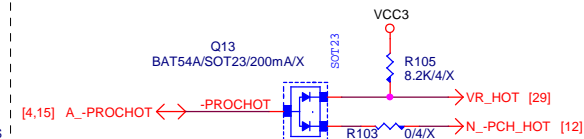
Linear SYS_FAN



THERMISTOR MONITOR

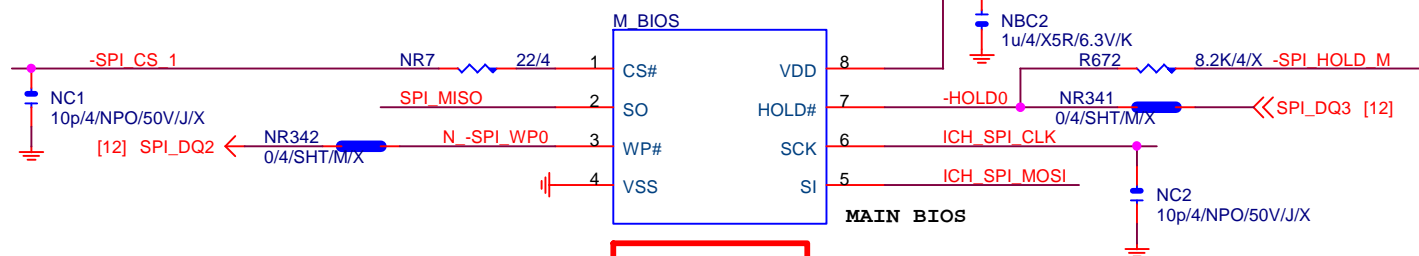


-PROHOT



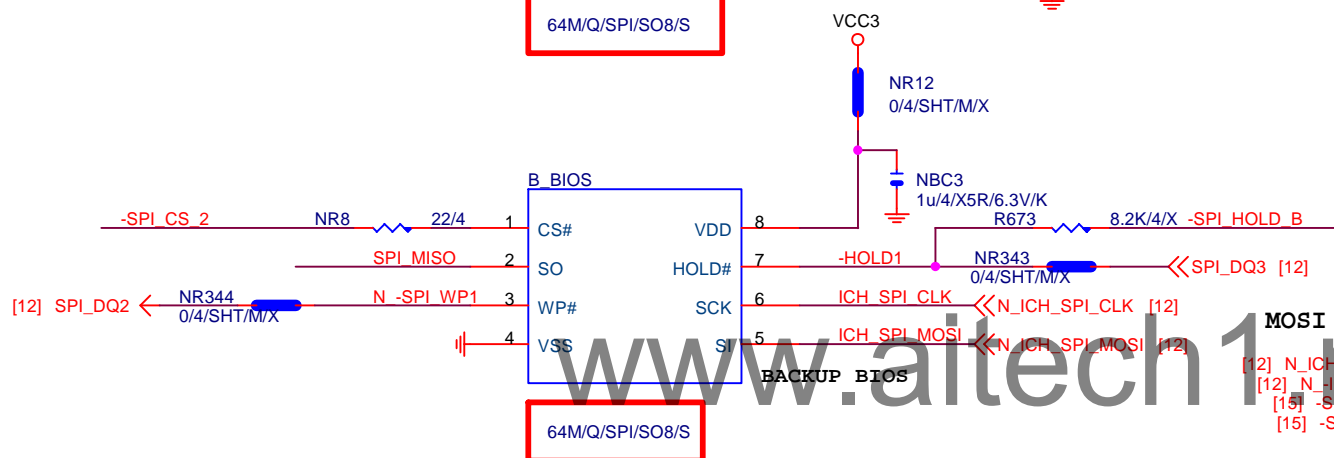
Gigabyte Technology

Title			
HWM,FAN CTRL_OV			
Size	Document Number	Rev	
Custom	GA-H81M-S2PH	1.01	
Date:	Monday, July 15, 2013	Sheet	20 of 31

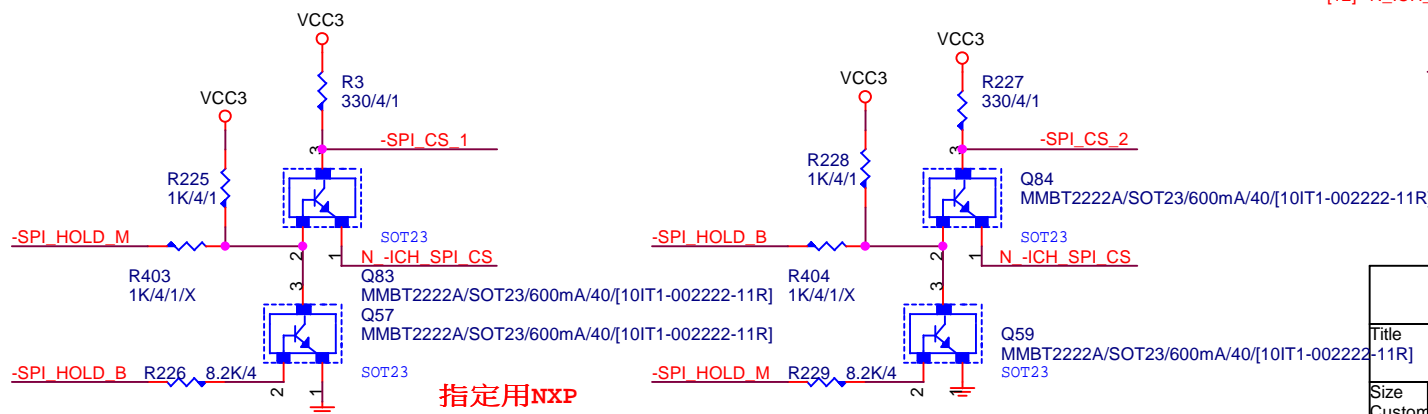
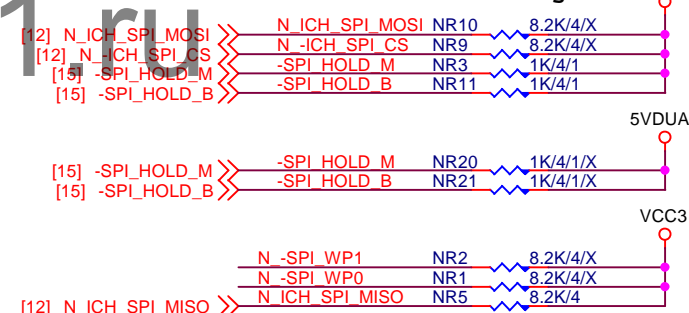


BOOT DEVICE	GNT0	GNT1
LPC	0	0
PCI	0	1
NAND	1	0
SPI	1	1

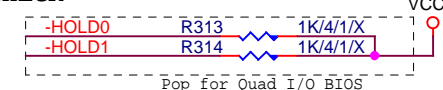
1 means floating
0 means PD 1K



MOSI For DMI RX Termination Voltage



CHECK



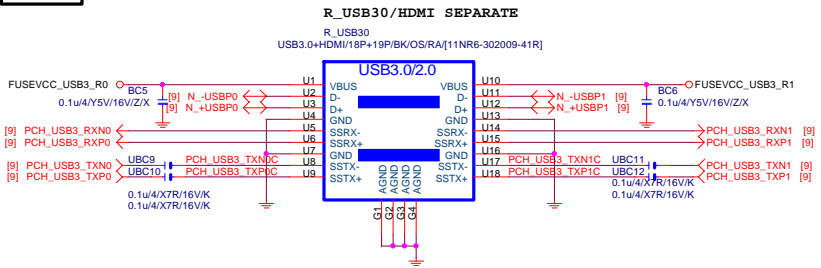
Gigabyte Technology

DUAL BIOS

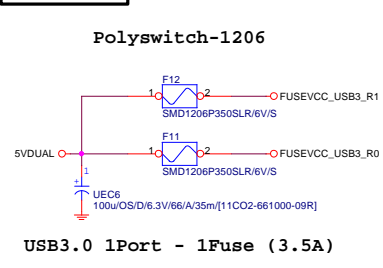
GA-H81M-S2PH

Title	Custom	Document Number	Rev
			1.01
Date:	Monday, July 15, 2013	Sheet	21 of 31

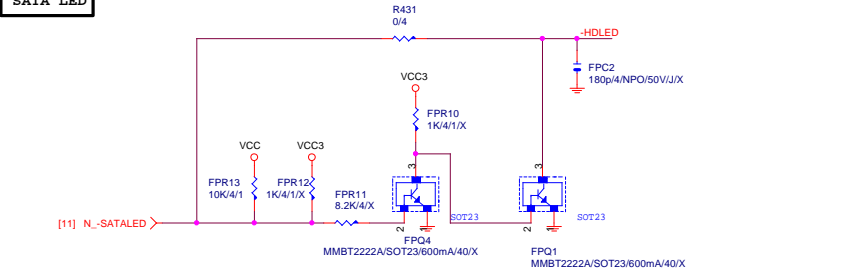
R_USB30



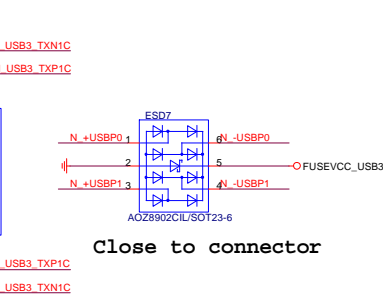
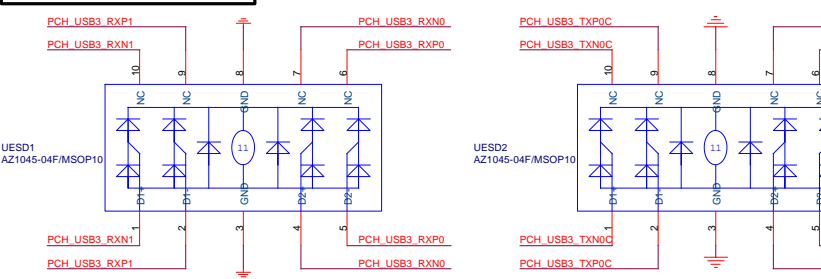
R_USB30 PWR



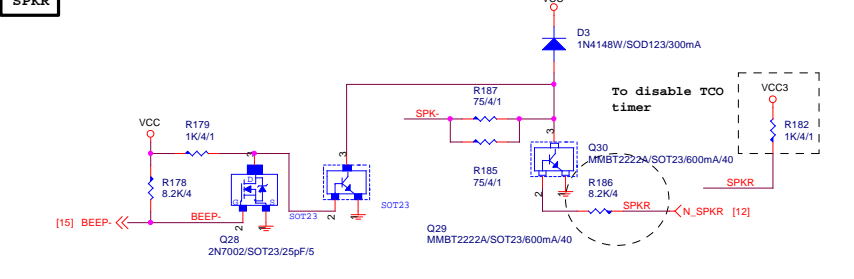
SATA LED



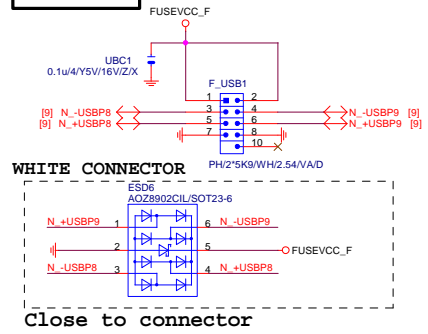
USB30_HDMI ESD PROTECT



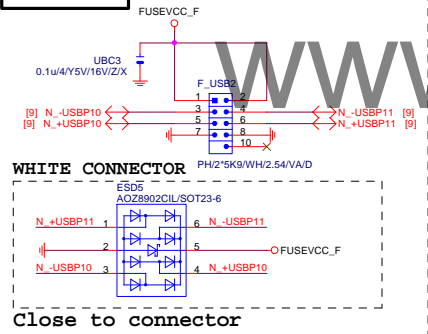
SPKR



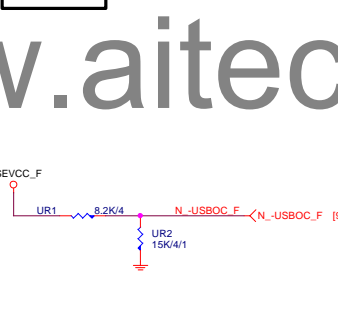
FRONT USB1



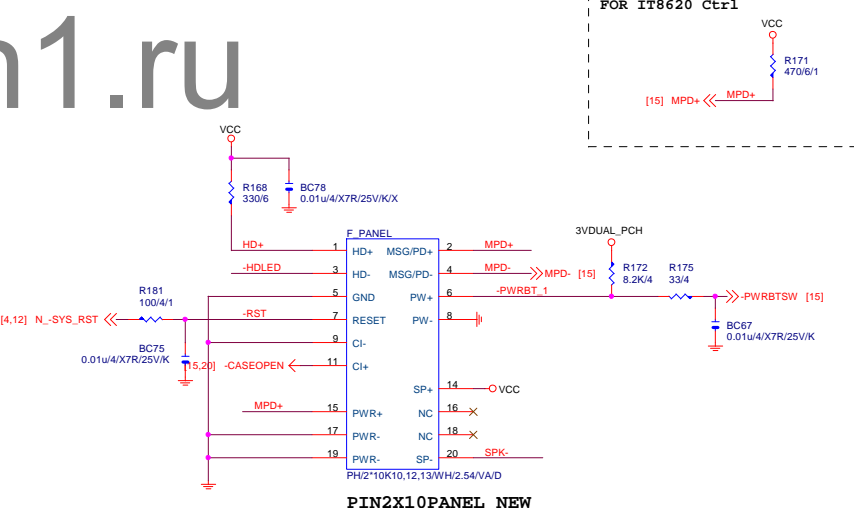
FRONT USB2



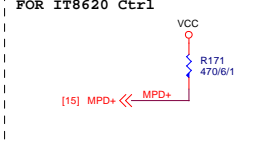
-USBOC_F



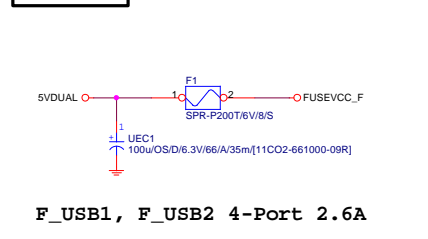
INTEL FRONT PANEL



PWR LED



FUSEVCC_F

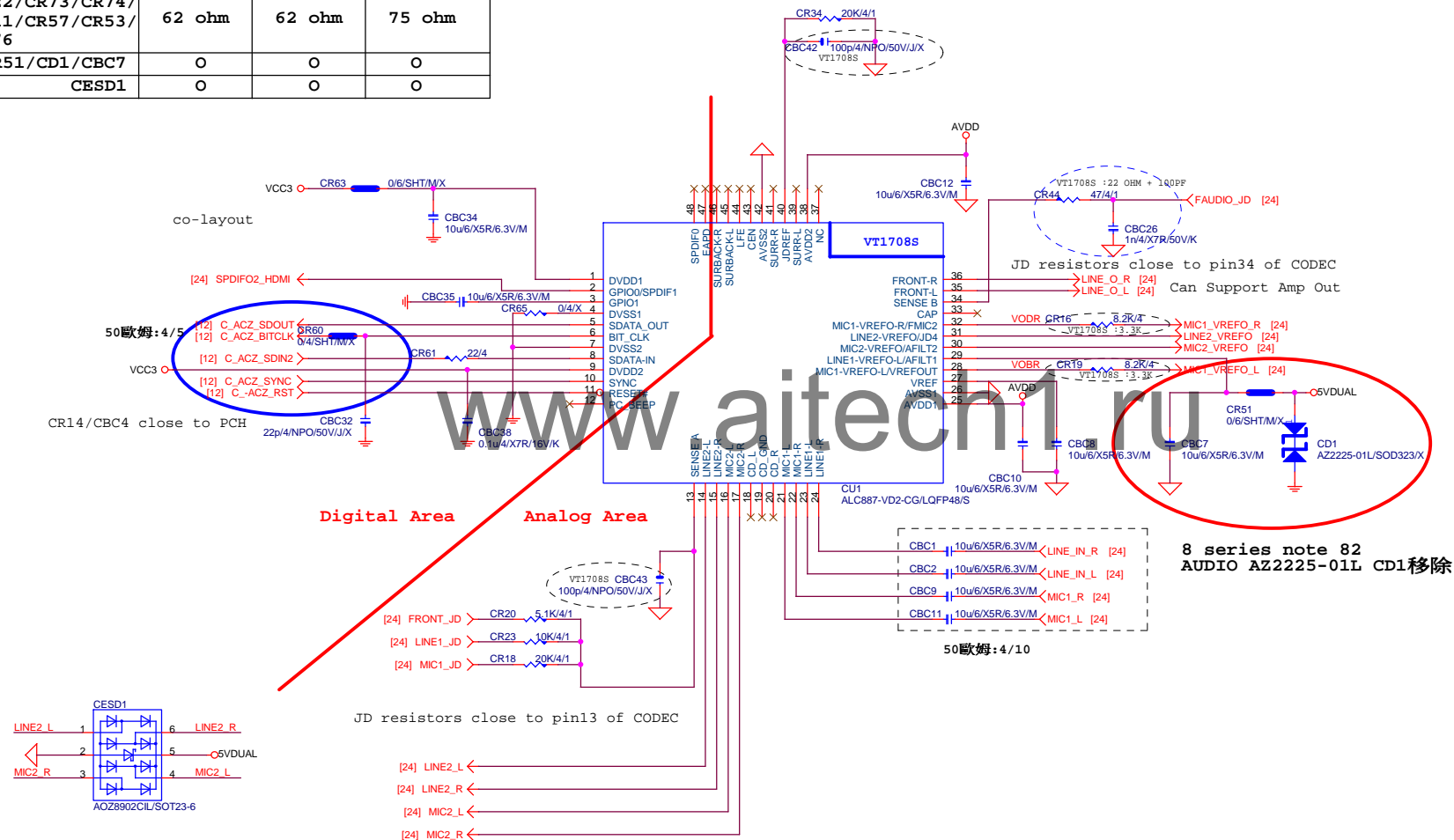


www.aitech1.ru

Gigabyte Technology			
Title	FP,F_USB,USB PWR,SPKR,SATA LED		
Size	Document Number	Rev	
Date	Monday, July 15, 2013	Sheet	22 of 31
		1.01	

AZALIA CODEC ALC892/ALC887-VD2/VT1708-CE Colay

	ALC892	ALC887-VD2	VT1708S-CE
CR44/CBC26	47ohm+1nF	47ohm+1nF	22ohm+100P
CBC42/CBC43	X	X	100P/4
CR6/CR7/CR58/CR54/ CR67/CR68/CR69/CR70	22K/4	22K/4	10K/4/1
CR5/CR8/CR1/CR14/ CR17/CR22/CR73/CR74/ CR13/CR11/CR57/CR53/ CR75/CR76	62 ohm	62 ohm	75 ohm
CR51/CD1/CBC7	O	O	O
CESD1	O	O	O



LINE-OUT

Only reserved for ALC888

LINE-IN

For 889A/888

MIC-IN

SPDIF_OUT

SPDIF_OUT

BLUE
LINE-IN

GREEN
LINE-OUT

PINK
MIC-IN

AZALIA FRONT PANEL

Gigabyte Technology

AUDIO JACK


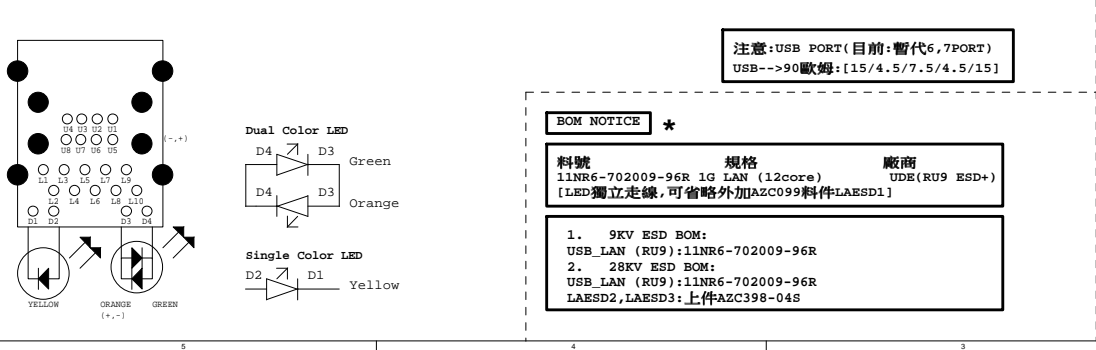
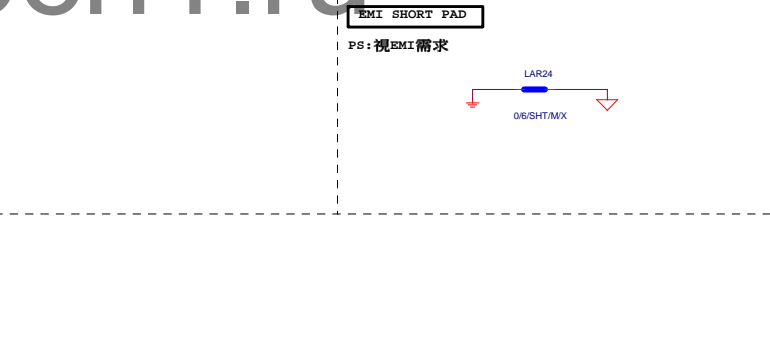

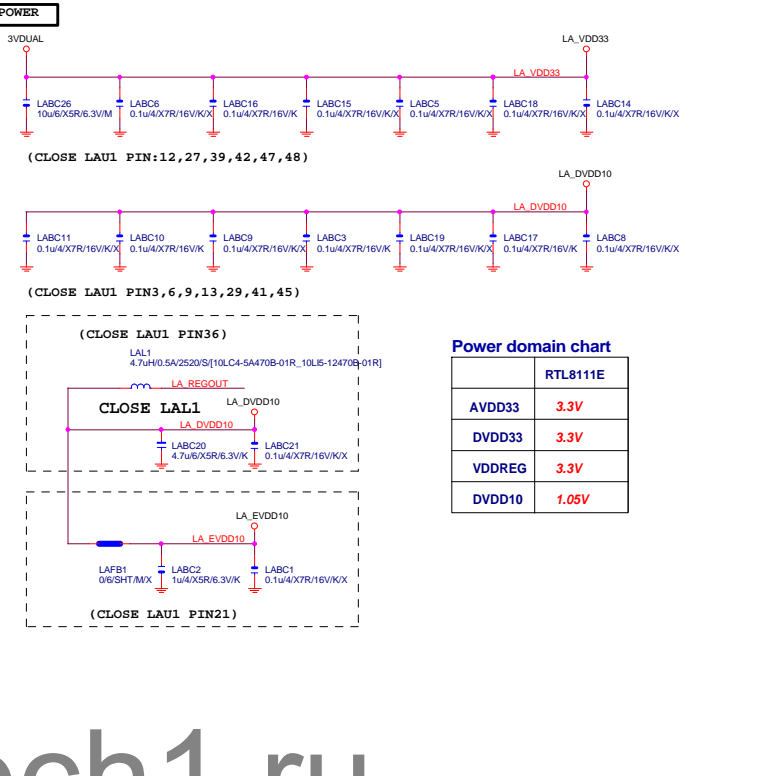
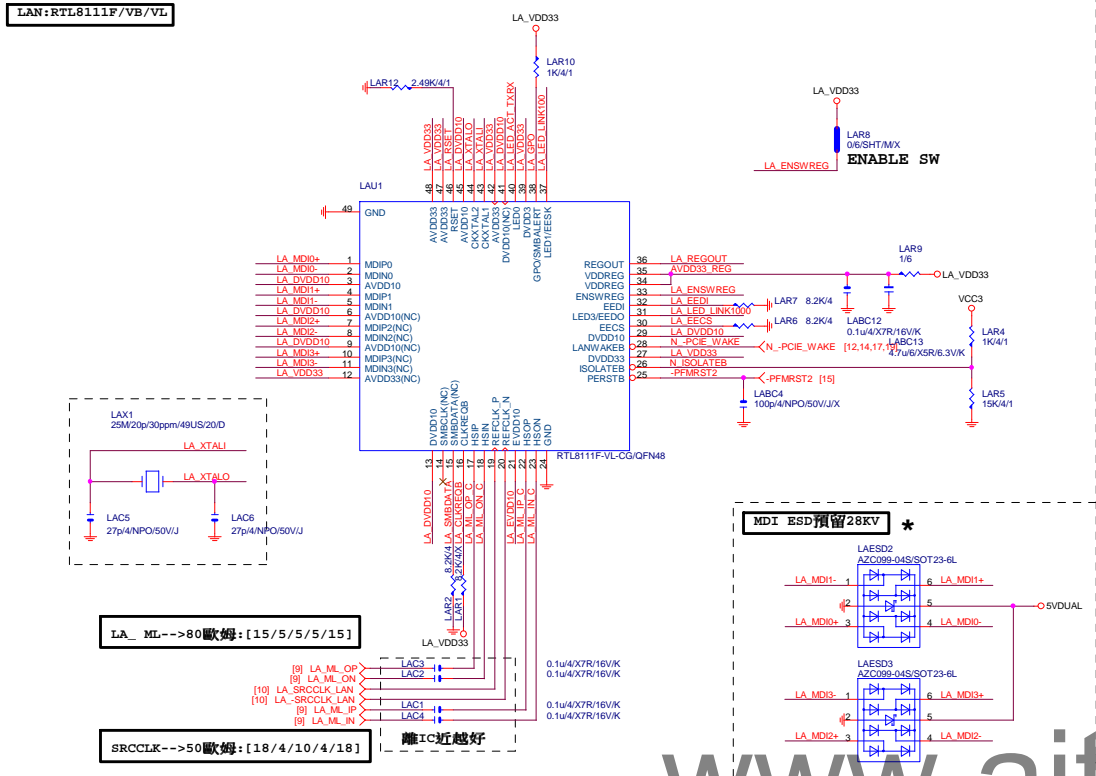
GA-H81M-S2PH

Rev
1.01

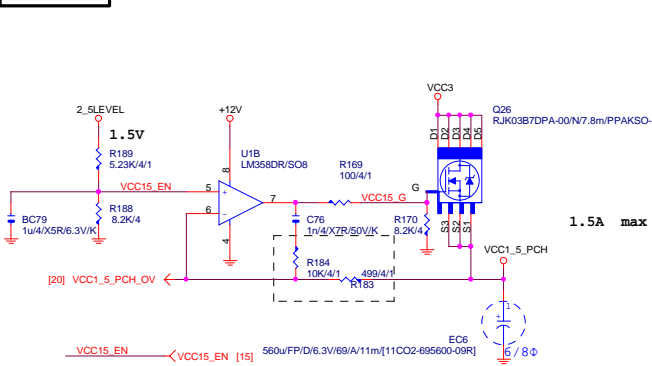
Date: Monday, July 15, 2013 Sheet 24 of 31

Sheet 24 of 31

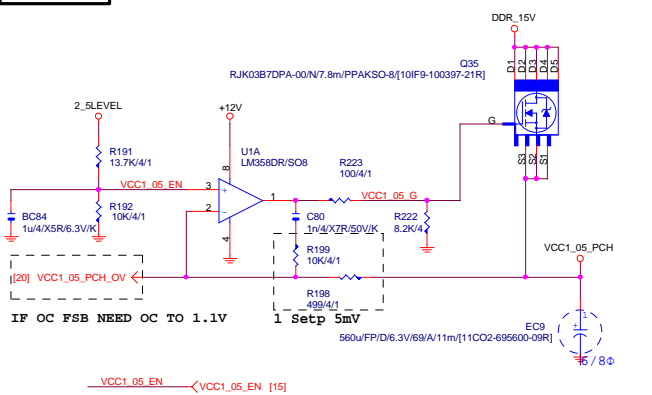
LAN:RTL8111F/VB/VL



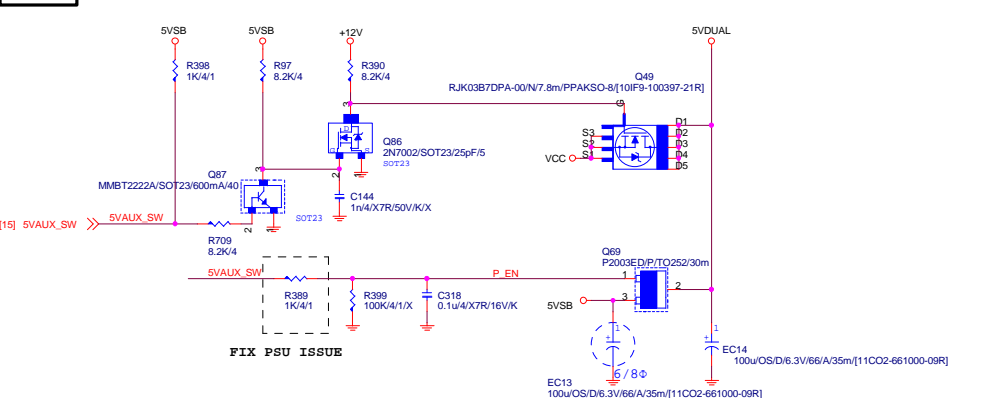
VCC1_5_PCH



VCC1_05_PCH

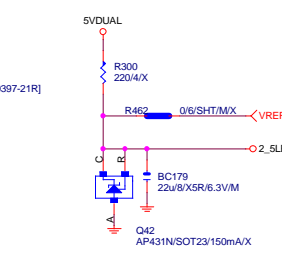


5VDUAL



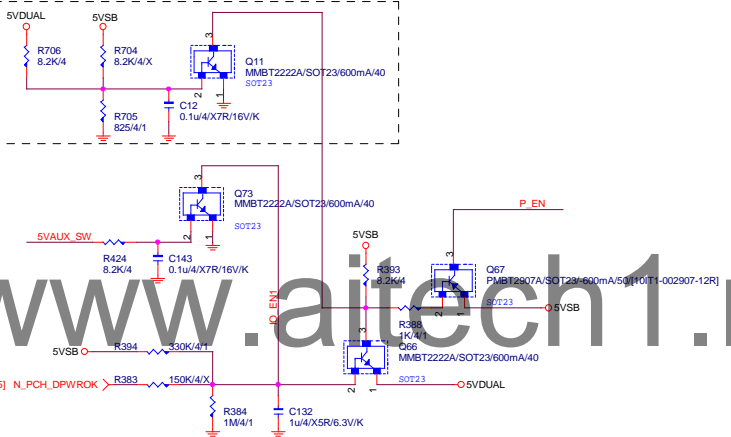
2_5LEVEL

FROM I/O

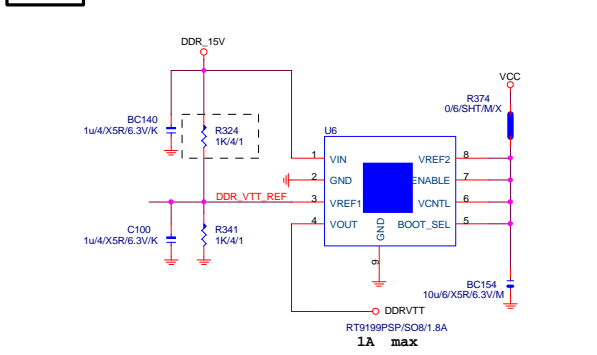


5VDUAL SHORT PROTECT

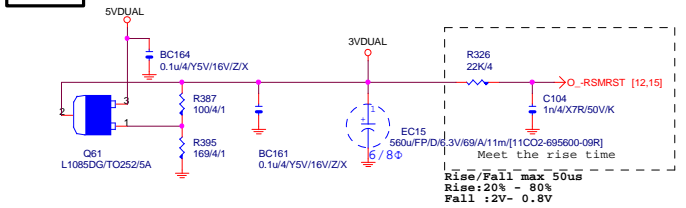
8 series note 82
5VSB OVP:6V protection



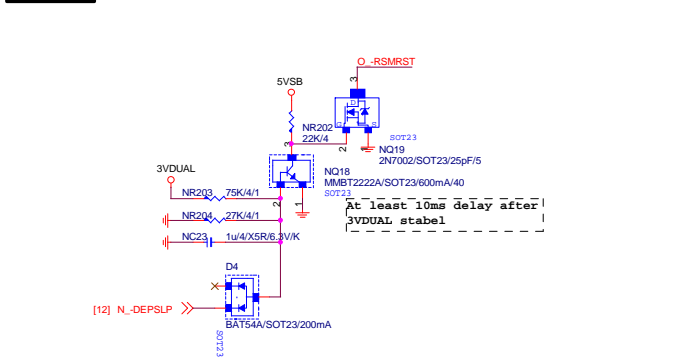
DDRVTT



3VDUAL

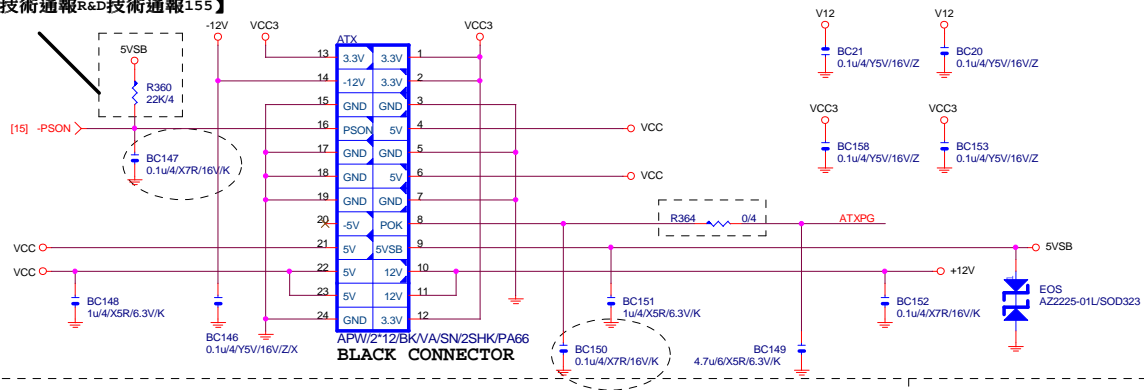


- RSMRST

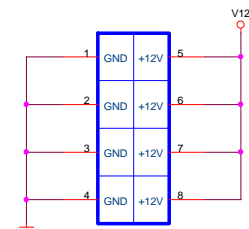


ATXX24 POWER CONNECTOR

【技術通報R&D技術通報155】



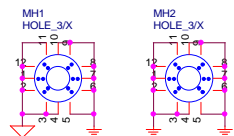
ATXX4 POWER CONNECTOR



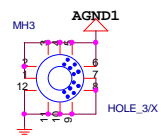
ATX_12V_2X4
APW/Z*4/BK/OC/P/4.2/VA/SN/OH:Location ATX_12V_2X4

BLACK CONNECTOR

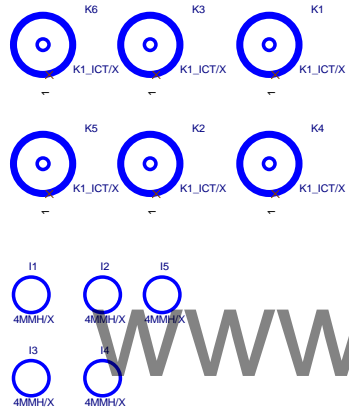
MB LOCATION



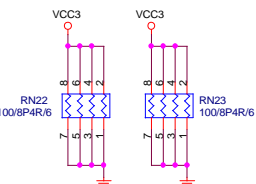
HOLE_4-RH-1



HOLE_4-RH-5MM-1

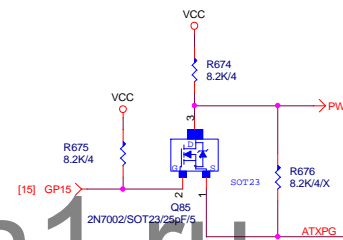


FIX PWR MINMUN LOAD



PWOK PATCH

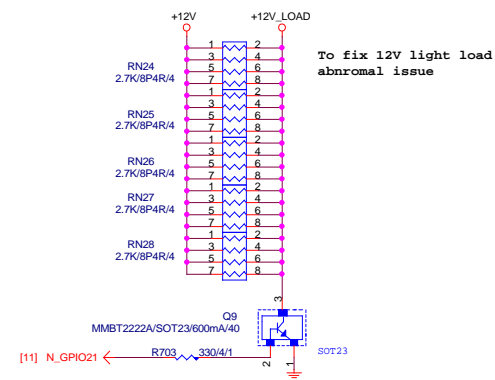
【技術通報R&D技術通報154】



CLK GEN

N/A

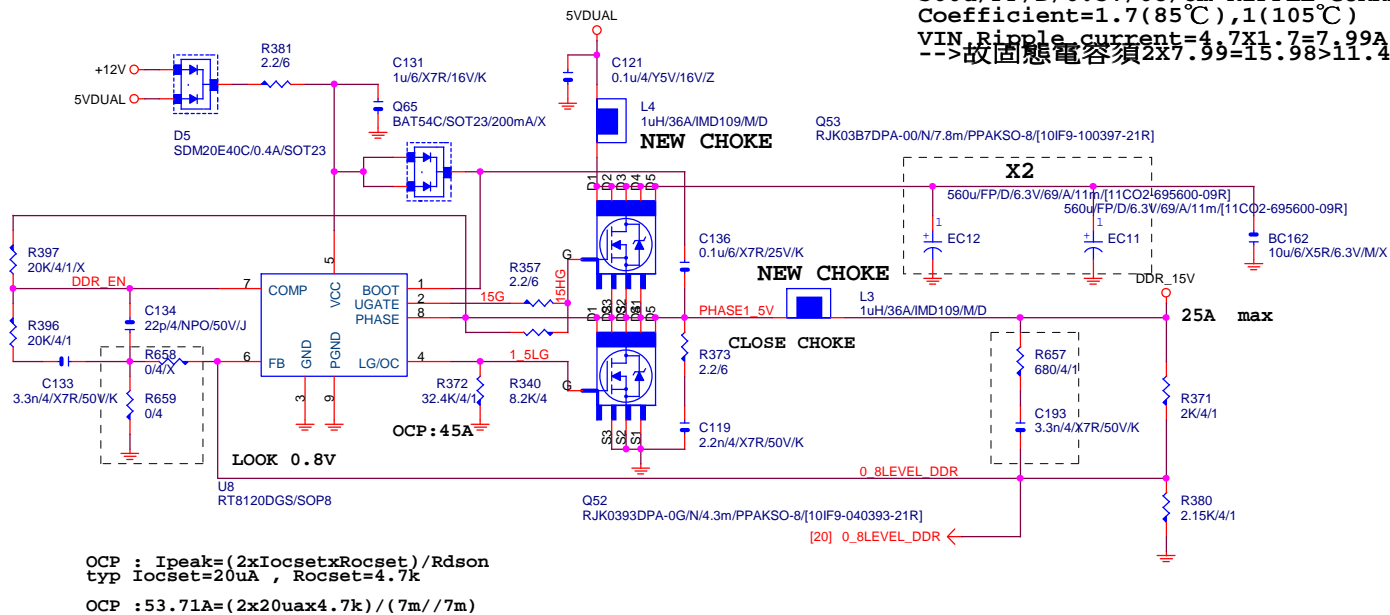
【技術通報R&D技術通報153】



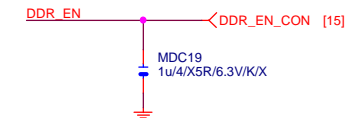
Gigabyte Technology

Title			ATX CONNECTOR
Size	Document Number	GA-H81M-S2PH	Rev
Custom			1.01
Date:	Monday, July 15, 2013	Sheet	27 of 31

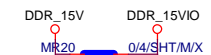
DDR15V



PWR SEQ



From DDR_15V source
 10 mils trace to SIO



VCC1_05_ME

Z81 N/A

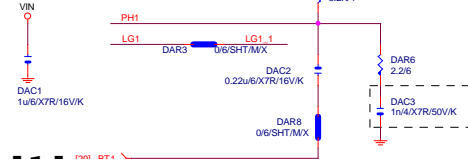
VCC3_ME

H81 N/A

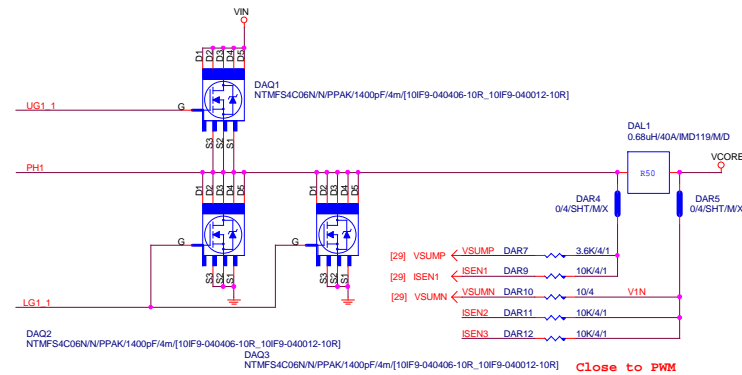
Gigabyte Technology

Title		
DDR & M3 POWER		
Size	Document Number	Rev
B	GA-H81M-S2PH	1.01
Date:	Monday, July 15, 2013	Sheet 28 of 31

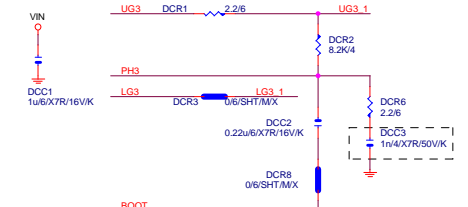
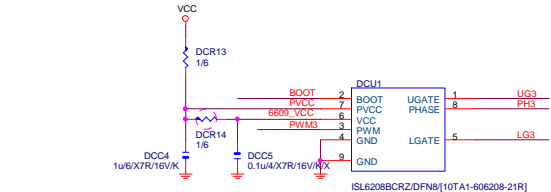
PHASE 1



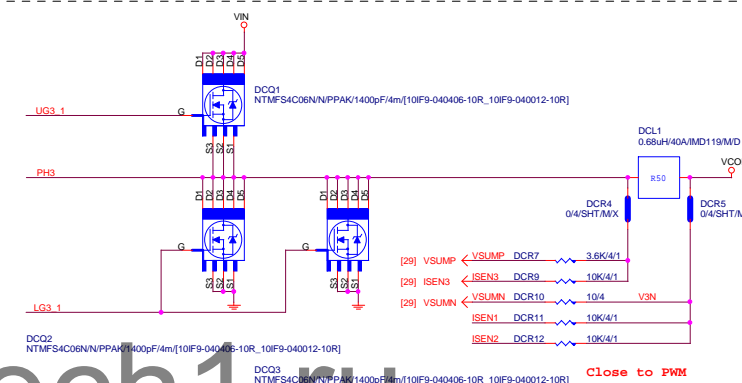
[1] [29] BT1



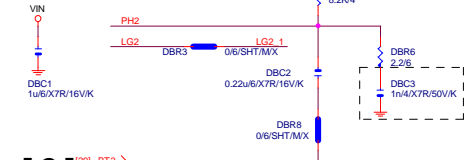
PHASE 3



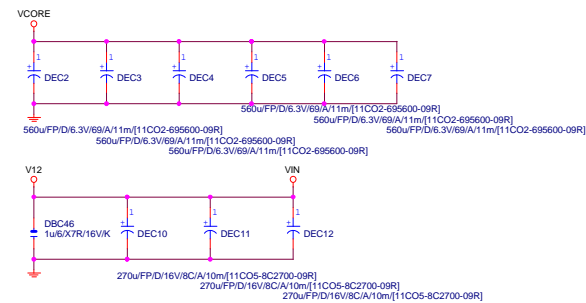
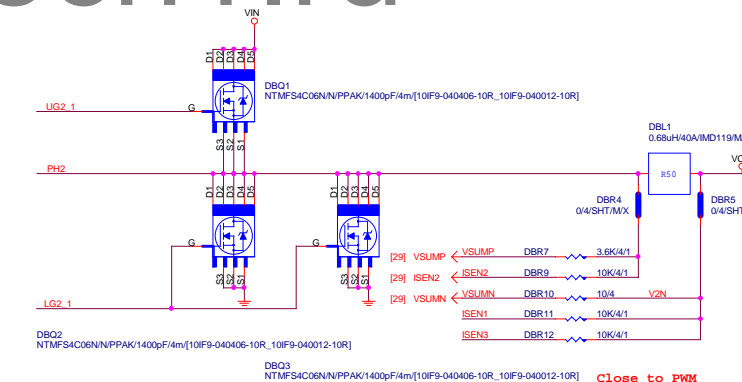
[3] [29] BT2



PHASE 2



[2] [29] BT2



Gigabyte Technology			
Title		CPU CORE VR-2	
Size	Document Number	GA-H81M-S2PH	
Custom			Rev 1.01
Date	Monday, July 15, 2013	Sheet	30 of 31

```
ASM1442
Default [0,1,0]
450mv,-3dB
```

